



TOWN COUNCIL – AGENDA REQUEST FORM

THIS FORM WILL BECOME PART OF THE BACKGROUND INFORMATION USED BY THE COUNCIL AND PUBLIC

Please submit Agenda Request Form, including back up information, 8 days prior to the requested meeting date. **Public Hearing requests must be submitted 20 days prior to requested meeting date to meet publication deadlines** (exceptions may be authorized by the Town Manager, Chairman/Vice Chair).

MEETING INFORMATION

Date Submitted: November 8, 2019

Date of Meeting: November 21, 2019

Submitted by: Paul T. Micali

Department: Finance

Time Required: 10 minutes

Speakers: Finance Director Paul T. Micali

Background Info. Supplied: Yes: No:

CATEGORY OF BUSINESS (PLEASE PLACE AN "X" IN THE APPROPRIATE BOX)

Appointment:	<input type="checkbox"/>	Recognition/Resignation/Retirement:	<input type="checkbox"/>
Public Hearing:	<input type="checkbox"/>	Old Business:	<input type="checkbox"/>
New Business:	<input checked="" type="checkbox"/>	Consent Agenda:	<input type="checkbox"/>
Nonpublic:	<input type="checkbox"/>	Other:	<input type="checkbox"/>

TITLE OF ITEM

First Quarter Financial Review

DESCRIPTION OF ITEM

Finance Director Paul Micali will review the key financial information of the quarter ending September 30, 2019.

REFERENCE (IF KNOWN)

RSA:	Warrant Article:	_____
Charter Article:	Town Meeting:	_____
Other:	N/A	

EQUIPMENT REQUIRED (PLEASE PLACE AN "X" IN THE APPROPRIATE BOX)

Projector:	<input type="checkbox"/>	Grant Requirements:	<input type="checkbox"/>
Easel:	<input type="checkbox"/>	Joint Meeting:	<input type="checkbox"/>
Special Seating:	<input type="checkbox"/>	Other:	<input type="checkbox"/>
Laptop:	<input type="checkbox"/>	None:	<input type="checkbox"/>

CONTACT INFORMATION

Name:	Paul T. Micali	Address:	8 Baboosic Lake Road
Phone Number:	424-7075	Email Address:	pmicali@merrimacknh.gov

APPROVAL

Town Manager: Yes No: Chair/Vice Chair: Yes No:

Hold for Meeting Date: _____

Memo



TO: Town Council
ATTN: Town Manager Eileen Cabanel

FROM: Finance Director Paul T. Micali

DATE: November 7, 2019

RE: **1st Quarter Financial Report**

Enclosed please find the quarter ending September 30, 2019 financial information. In reviewing the enclosed documents I believe that at this time we have sufficient appropriations to cover the operations of the Town. I also believe we will meet our revenue projections. However I will be keeping a close eye on the revenues and if needed will begin steps once again with the Town Manager so that no fund balance will be used to offset any revenue shortfall. I have included the following for your review:


- Comparison of Overtime by Department
- Comparison of Health Insurance
- Comparison of New Hampshire Retirement (NHRS)
- Comparison of Auto Registrations, Interest and Building Permits
- Summary of Appropriation by Department

The Town is in the process of finalizing the audit with the Auditors for the 2018-19 Audit. The audit will be available to the public on the Town's web site under finance once the final copy is received. You will be receiving a copy of the audit once the audit report is finalized.

Town of Merrimack
Health Insurance
2008-09 VS. 2019-20

	2008-09	2009-10	2010-11	2011-12	2012-13	2013-14	2014-15	2015-16	2016-17	2017-18	2018-19	2019-20
General Fund	594,710.04	568,183.59	648,542.11	708,841.75	717,334.12	771,738.61	768,060.21	778,350.58	760,688.51	740,008.53	710,243.69	760,731.04
Total	594,710.04	568,183.59	648,542.11	708,841.75	717,334.12	771,738.61	768,060.21	778,350.58	760,688.51	740,008.53	710,243.69	760,731.04

Health Insurance




General Fund

Town of Merrimack
NHRS Comparison
2008-09 VS. 2019-20

	2008-09	2009-10	2010-11	2011-12	2012-13	2013-14	2014-15	2015-16	2016-17	2017-18	2018-19	2019-20
Group I	75,747.84	73,119.09	79,502.54	86,107.78	82,554.96	86,836.11	91,074.51	129,923.75	120,112.61	114,767.24	121,063.24	121,376.23
Fire	89,526.82	96,048.76	93,360.67	143,719.20	160,899.64	169,521.54	162,035.75	171,265.67	233,108.29	220,459.30	223,600.48	218,966.08
Police	74,640.15	88,987.47	104,091.67	151,054.44	165,035.70	181,796.70	183,093.66	217,737.24	256,152.56	210,598.98	235,419.32	235,928.20
Total	239,914.81	258,155.32	276,954.88	380,881.42	408,490.30	438,154.35	436,203.92	518,926.66	609,373.46	545,825.52	580,083.04	576,270.51

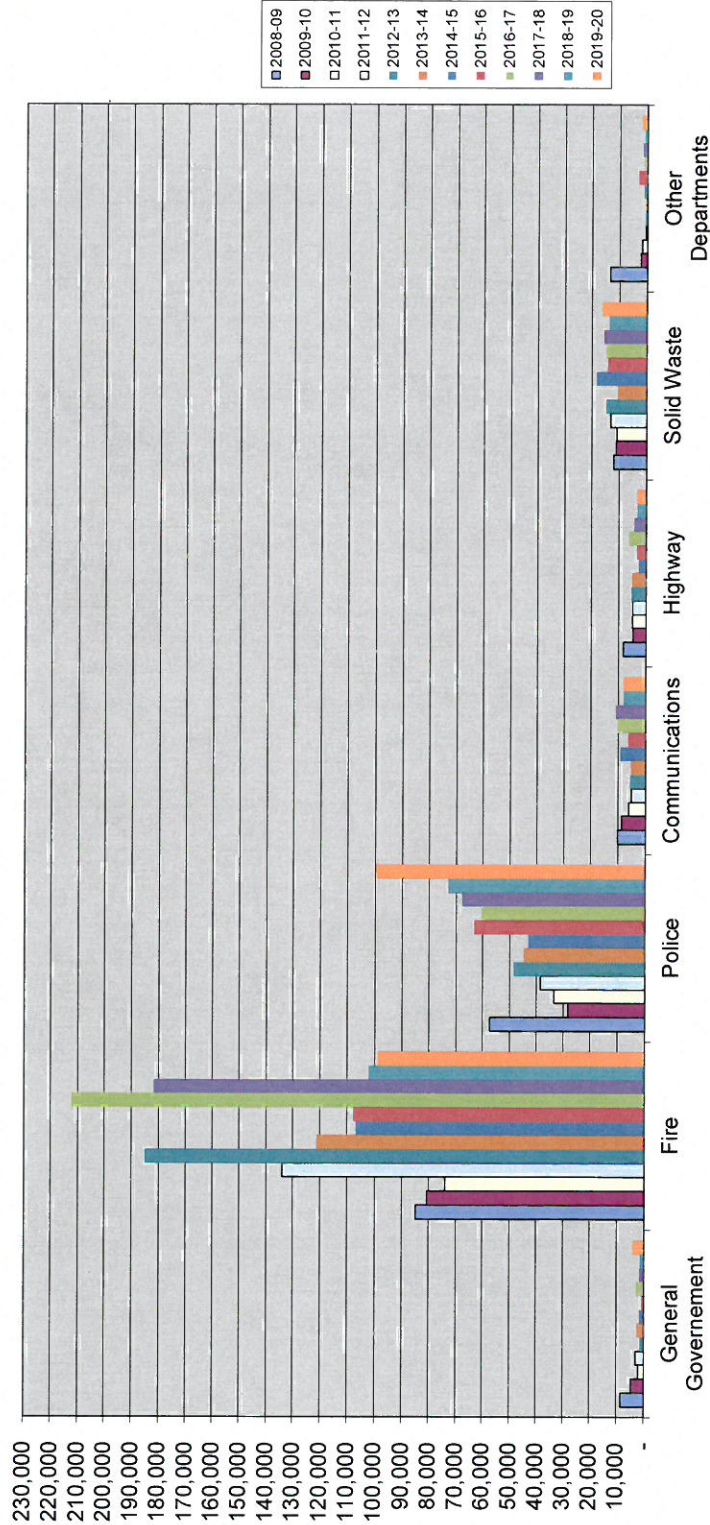
NHRS Comparison



Town of Merrimack
Overtime Comparison
2008-09 VS. 2019-20

	2008-09	2009-10	2010-11	2011-12	2012-13	2013-14	2014-15	2015-16	2016-17	2017-18	2018-19	2019-20
General Government	8,509.76	4,778.97	2,018.91	2,894.56	1,410.34	2,448.76	1,698.09	873.85	2,799.91	1,669.97	1,282.89	4,083.65
Fire	85,026.70	80,572.15	73,982.09	133,995.15	185,039.30	121,563.31	107,090.56	107,976.14	212,474.70	181,807.43	102,181.21	98,829.00
Police	57,304.02	28,477.64	33,642.22	38,529.89	48,655.06	44,801.70	43,134.31	63,322.70	60,438.49	67,784.28	73,075.01	99,688.25
Communications	10,145.16	8,702.67	6,059.30	5,130.12	5,558.51	5,449.54	9,149.22	6,260.00	10,021.75	10,774.32	7,991.43	8,219.39
Highway	8,284.13	4,679.50	4,873.83	4,860.02	5,282.75	5,256.96	2,774.76	3,463.30	6,381.88	4,430.04	3,344.24	3,374.44
Solid Waste	12,119.22	11,022.61	10,879.56	13,324.59	14,791.47	10,507.58	18,356.35	14,507.94	14,881.87	15,799.76	13,640.99	16,516.24
Other Departments	13,516.82	2,369.57	1,699.79	450.74	573.59	689.20	989.02	3,206.91	1,173.13	1,590.17	869.37	2,007.11
Total	194,905.81	140,603.11	133,155.70	199,185.07	261,311.02	190,717.05	183,192.31	199,610.84	308,171.73	283,855.97	202,385.14	232,718.08

Overtime Comparison



**Town of Merrimack
Summary By Department
Expenditure Report
As of September 30, 2019**

Department	Budget	YTD Expenditures	Balance before Encumbrances	Encumbrance	Balance as of 9/30/19	% of Budget remaining
General Government - 01	\$2,100,505.37	\$558,004.01	\$1,542,501.36	\$170,227.44	\$1,372,273.92	65.33%
Assessing - 02	\$340,274.00	\$80,133.56	\$ 260,140.44	\$32,483.68	\$227,656.76	66.90%
Fire - 03	\$7,161,190.17	\$1,319,412.77	\$5,841,777.40	\$452,895.33	\$5,388,882.07	75.25%
Police - 04	\$6,482,261.28	\$1,420,892.72	\$5,061,368.56	\$49,462.86	\$5,011,905.70	77.32%
Communications - 05	\$964,279.76	\$221,986.35	\$ 742,293.41	\$4,092.78	\$738,200.63	76.55%
Code Enforcement - 06	\$389,906.00	\$86,800.05	\$ 303,105.95	\$300.00	\$302,805.95	77.66%
Public Works Administrations - 07	\$427,324.50	\$108,257.68	\$ 319,066.82	\$13,892.50	\$305,174.32	71.42%
Highway - 08	\$10,021,098.45	\$1,362,629.20	\$8,658,469.25	\$4,441,412.76	\$4,217,056.49	42.08%
Solid Waste Disposal - 09	\$2,060,018.77	\$387,613.46	\$1,672,405.31	\$648,628.49	\$1,023,776.82	49.70%
Parks & Recreation - 13	\$603,189.71	\$160,734.40	\$ 442,455.31	\$12,761.99	\$429,693.32	71.24%
Library - 15	\$1,356,894.73	\$295,748.70	\$1,061,146.03	\$127,303.71	\$933,842.32	68.82%
Equipment Maintenance - 16	\$466,736.00	\$84,416.29	\$ 382,319.71	\$2,619.09	\$379,700.62	81.35%
Buildings & Ground - 17	\$344,501.86	\$58,403.72	\$ 286,098.14	\$33,877.86	\$252,220.28	73.21%
Community Development - 21	\$652,159.48	\$115,896.68	\$ 536,262.80	\$128,991.43	\$407,271.37	62.45%
Town Clerk/Tax Collector - 24	\$563,569.00	\$129,457.57	\$ 434,111.43	\$13,672.00	\$420,439.43	74.60%
Welfare - 25	\$163,301.62	\$94,000.35	\$ 69,301.27	\$0.00	\$ 69,301.27	42.44%
Debt Service - 27	\$416,266.00	\$190,432.50	\$ 225,833.50	\$0.00	\$225,833.50	54.25%
FUND: General Fund - 01	\$34,513,476.70	\$ 6,674,820.01	\$27,838,656.69	\$ 6,132,621.92	\$21,706,034.77	62.89%
Other Self Supporting Fund - 20	\$429,725.00	\$ 72,470.45	\$ 357,254.55	\$0.00	\$357,254.55	83.14%
Sewer Fund - 31	\$5,331,999.32	\$682,710.20	\$4,649,289.12	\$624,908.05	\$4,024,381.07	75.48%
Catv Fund - 32	\$421,587.57	\$ 49,150.07	\$ 372,437.50	\$64,977.57	\$307,459.93	72.93%
Fire Protection Area - 33	\$88,384.00	\$15,580.78	\$ 72,803.22	\$0.00	\$ 72,803.22	82.37%
Special Library - 38	\$23,000.00	\$0.00	\$ 23,000.00	\$0.00	\$ 23,000.00	100.00%
Capital Projects (road) -42	\$250,000.00	-	\$ 250,000.00	\$125,000.00	\$125,000.00	50.00%
Sewer Bond Phase III - 43	\$13,100,000.00	-	\$13,100,000.00	\$1,479,385.00	\$11,620,615.00	88.71%
Bond (Highway) - 45	\$111,962.72	\$0.00	\$ 111,962.72	\$72,378.74	\$ 39,583.98	35.35%
Parks & Recreation Revolving Fund - 89	\$16,346.74	\$154,594.34	-\$ 138,247.60	\$5,221.86	-\$143,469.46	-877.66%
	\$54,286,482.05	\$ 7,649,325.85	\$46,637,156.20	\$ 8,504,493.14	\$38,132,663.06	70.24%

Town of Merrimack
Revenue Comparison
2008-09 Vs. 2019-20

	2008-09	2009-10	2010-11	2011-12	2012-13	2013-14	2014-15	2015-16	2016-17	2017-18	2018-19	2019-20
Interest-Pooled Cash	142,232.98	63,967.88	30,047.20	18,259.62	27,418.00	12,201.39	12,232.94	18,950.87	28,152.01	111,075.10	238,933.18	267,766.10
Building Permits	24,343.00	14,587.00	13,724.01	26,783.52	25,564.00	61,162.00	30,168.20	44,723.00	59,530.00	41,007.00	22,021.00	39,205.00
Auto Registrations	976,036.58	962,885.07	966,027.62	1,042,428.93	956,098.20	1,037,775.33	1,090,334.41	1,190,347.53	1,218,633.75	1,286,932.70	1,331,499.88	1,393,991.00
Total	1,142,614.56	1,041,439.95	1,009,798.83	1,087,472.07	1,009,080.20	1,111,138.72	1,132,735.55	1,254,021.40	1,306,315.76	1,439,014.80	1,592,454.06	1,700,962.10

Revenue Comparison

