



# TOWN COUNCIL – AGENDA REQUEST FORM

THIS FORM WILL BECOME PART OF THE BACKGROUND INFORMATION USED BY THE COUNCIL AND PUBLIC

Please submit Agenda Request Form, **including back up information, 8 days prior** to the requested meeting date. **Public Hearing requests must be submitted 20 days prior to requested meeting date to meet publication deadlines** (exceptions may be authorized by the Town Manager, Chairman/Vice Chair).

## MEETING INFORMATION

Date Submitted: March 2, 2020  
Submitted by: Finance Director Paul T. Micali  
Department: Finance  
Speakers:

Date of Meeting: March 12, 2020  
Time Required: 15 minutes  
Background Info. Supplied: Yes:  No:

## CATEGORY OF BUSINESS (PLEASE PLACE AN "X" IN THE APPROPRIATE BOX)

Appointment:	<input type="checkbox"/>	Recognition/Resignation/ Retirement:	<input type="checkbox"/>
<b>Public Hearing:</b>	<input type="checkbox"/>	Old Business:	<input type="checkbox"/>
New Business:	<input checked="" type="checkbox"/>	Consent Agenda:	<input type="checkbox"/>
Nonpublic:	<input type="checkbox"/>	Other:	<input type="checkbox"/>

## TITLE OF ITEM

2<sup>nd</sup> Quarter Financial Update

## DESCRIPTION OF ITEM

Finance Director Paul Micali will review key financial information of the quarter ending December 31, 2019.

## REFERENCE (IF KNOWN)

RSA:	Warrant Article:	_____
Charter Article:	Town Meeting:	_____
Other:	N/A	

## EQUIPMENT REQUIRED (PLEASE PLACE AN "X" IN THE APPROPRIATE BOX)

Projector:	<input type="checkbox"/>	Grant Requirements:	<input type="checkbox"/>
Easel:	<input type="checkbox"/>	Joint Meeting:	<input type="checkbox"/>
Special Seating:	<input type="checkbox"/>	Other:	<input type="checkbox"/>
Laptop:	<input type="checkbox"/>	None:	<input type="checkbox"/>

## CONTACT INFORMATION

Name:	<u>Paul Micali</u>	Address	<u>8 Baboosic Lake Road</u>
Phone Number	<u>424-7075</u>	Email Address	<u>pmicali@merrimacknh.gov</u>

## APPROVAL

Town Manager: Yes  No:  Chair/Vice Chair: Yes  No:

Hold for Meeting Date: \_\_\_\_\_

# Memo



TO: Town Council  
ATTN: Town Manager Eileen Cabanel

FROM: Finance Director Paul T. Micali

DATE: March 3, 2020

RE: **2<sup>nd</sup> Quarter Financial Report**

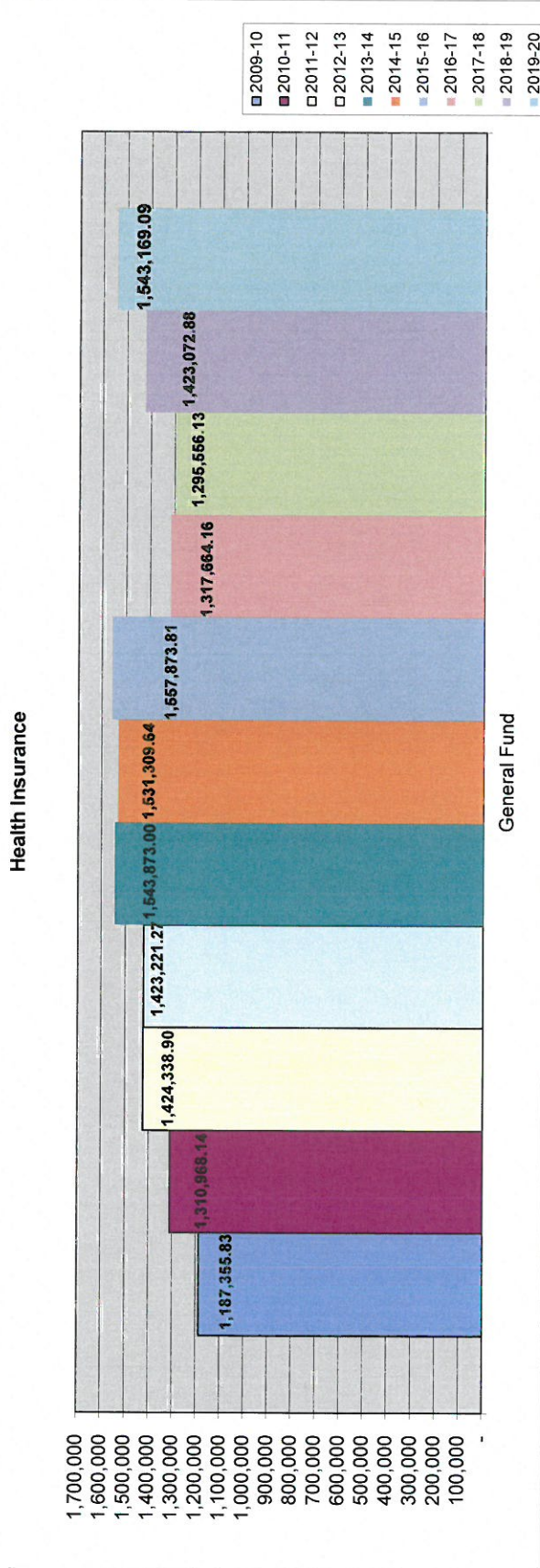
---

Enclosed please find the quarter ending December 31, 2019 financial information. In reviewing the enclosed, documents I believe that at this time we have sufficient appropriations to cover the operations of the Town. I also believe we will meet our revenue projections. However I will be keeping a close eye on the revenues and if needed will begin steps with the Town Manager so that no fund balance will be used to offset any revenue shortfall.

Comparison of Overtime by Department  
Comparison of Health Insurance  
Comparison of New Hampshire Retirement (NHRS)  
Comparison of Auto Registrations, Interest and Building Permits  
Summary of Appropriation by Department

Town of Merrimack  
Health Insurance Comparison  
2008-09 VS. 2018-19

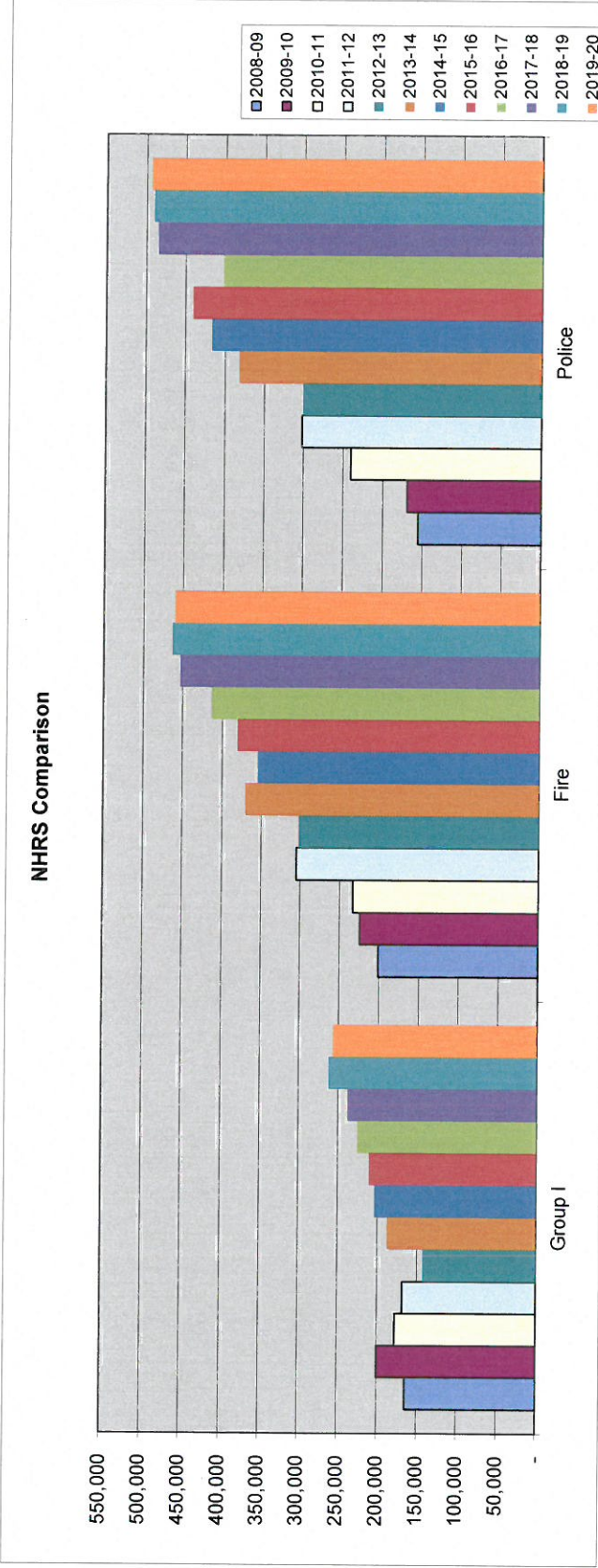
	2008-09	2009-10	2010-11	2011-12	2012-13	2013-14	2014-15	2015-16	2016-17	2017-18	2018-19	2019-20
General Fund	993,692.42	1,187,355.83	1,310,968.14	1,424,338.90	1,423,221.27	1,543,873.00	1,531,309.64	1,557,873.81	1,317,664.16	1,295,556.13	1,423,072.88	1,543,169.09
Total	993,692.42	1,187,355.83	1,310,968.14	1,424,338.90	1,423,221.27	1,543,873.00	1,531,309.64	1,557,873.81	1,317,664.16	1,295,556.13	1,423,072.88	1,543,169.09





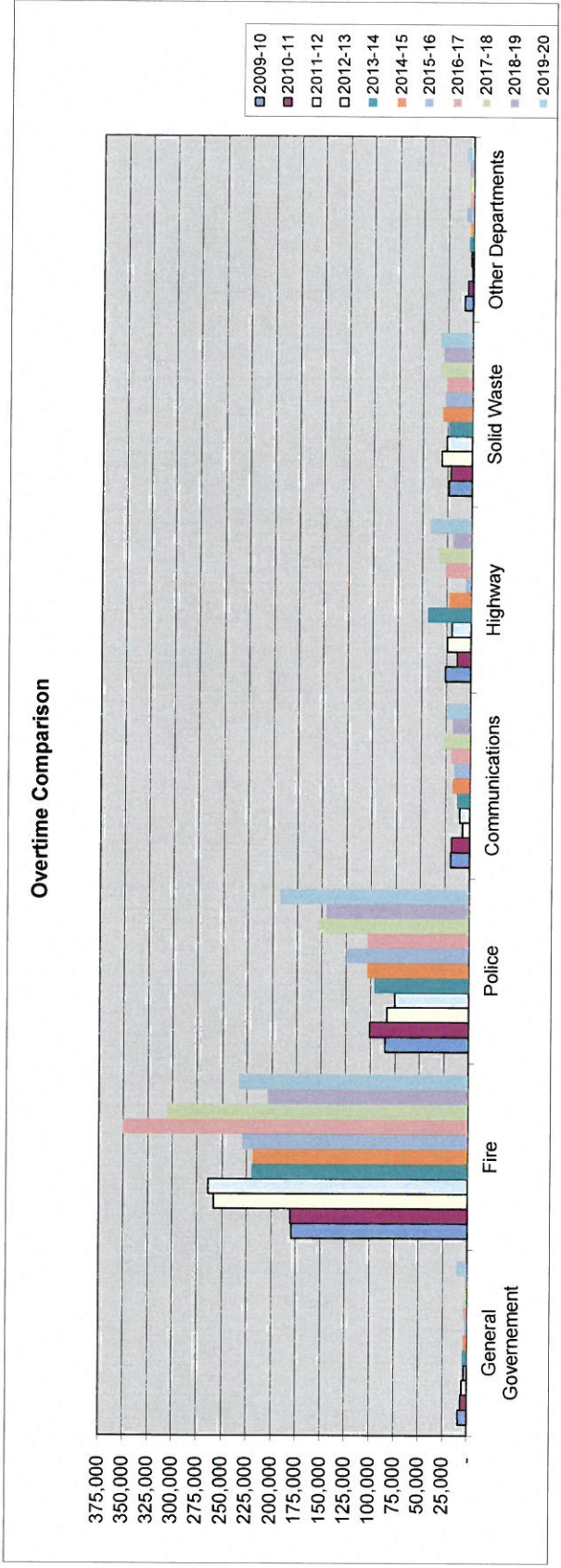
Town of Merrimack  
NHRS Comparison  
2008-09 - 2018-19

	2008-09	2009-10	2010-11	2011-12	2012-13	2013-14	2014-15	2015-16	2016-17	2017-18	2018-19	2019-20
Group I	165,145.89	200,343.20	178,154.40	168,952.10	142,414.71	187,638.60	203,646.15	210,790.65	225,252.20	237,806.39	262,047.08	257,305.16
Fire	201,401.80	224,939.60	233,339.50	304,718.59	301,923.01	370,348.80	354,538.80	380,894.83	413,544.09	453,313.24	463,539.40	460,405.33
Police	155,495.00	169,802.20	240,157.80	301,926.20	300,695.97	382,251.79	416,849.55	440,705.97	402,752.31	484,992.62	490,412.68	493,606.46
Total	522,042.69	595,085.00	651,651.70	775,596.89	745,033.69	940,239.19	975,034.50	1,032,391.45	1,041,548.60	1,176,112.25	1,215,999.16	1,211,316.95



Town of Merrimack  
Overtime Comparison  
2008-09 - 2018-19

	2008-09	2009-10	2010-11	2011-12	2012-13	2013-14	2014-15	2015-16	2016-17	2017-18	2018-19	2019-20
General Government	15,746.95	9,051.61	6,269.41	5,243.74	3,087.98	4,312.92	3,800.43	2,697.74	3,681.96	3,301.71	1,884.64	10,526.38
Fire	171,719.49	179,306.98	180,475.50	258,183.30	263,741.92	219,828.34	219,359.90	229,365.20	350,907.48	305,216.40	204,900.03	232,907.69
Police	114,450.71	84,962.43	100,676.00	83,198.06	75,784.75	96,017.95	103,850.71	124,264.02	103,819.35	153,883.00	146,213.56	191,992.06
Communications	18,807.29	19,246.27	18,360.47	7,346.02	10,128.57	13,047.41	18,266.77	15,998.15	19,794.00	27,359.16	18,289.04	23,670.51
Highway	39,030.38	25,984.05	13,522.12	23,980.12	19,319.97	43,942.93	23,068.99	5,451.70	26,531.70	33,641.34	18,861.54	42,004.95
Solid Waste	21,948.19	23,485.70	21,429.31	31,001.02	25,810.48	23,805.30	30,479.98	28,029.79	26,690.47	32,296.96	29,804.75	32,536.05
Other Departments	23,671.38	8,236.05	4,674.18	656.47	1,817.34	3,976.72	3,521.51	7,300.82	3,726.90	5,144.94	4,386.68	7,060.19
<b>Total</b>	<b>405,374.39</b>	<b>350,273.09</b>	<b>345,406.99</b>	<b>409,608.73</b>	<b>399,691.01</b>	<b>404,931.57</b>	<b>402,348.29</b>	<b>413,107.42</b>	<b>535,151.86</b>	<b>560,843.51</b>	<b>424,340.24</b>	<b>540,697.83</b>







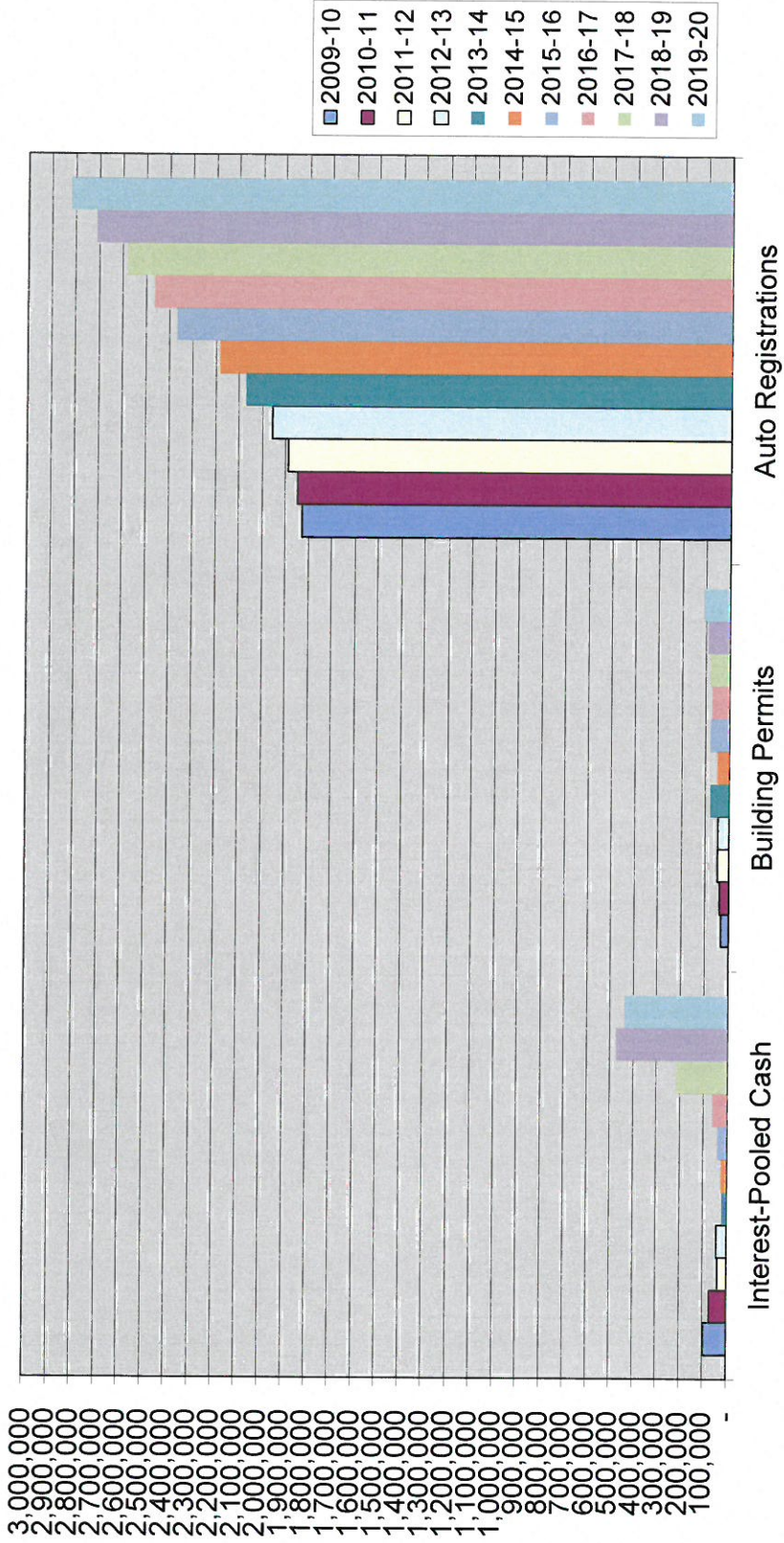
**Town of Merrimack  
Summary By Department  
Expenditure Report  
As of December 31, 2018**

Department	Budget	YTD Expenditures	Balance before Encumbrances	Encumbrance	Balance as of 12/31/18	% of Budget remaining
General Government - 01	\$2,100,505.37	\$1,040,387.71	\$1,060,117.66	\$117,711.91	\$942,405.75	44.87%
Assessing - 02	\$340,274.00	\$161,189.09	\$ 179,084.91	\$20,821.22	\$158,263.69	46.51%
Fire - 03	\$7,161,190.17	\$2,763,610.99	\$4,397,579.18	\$460,193.47	\$3,937,385.71	54.98%
Police - 04	\$6,518,573.28	\$2,926,970.02	\$3,591,603.26	\$27,559.92	\$3,564,043.34	54.68%
Communications - 05	\$964,279.76	\$428,664.73	\$ 535,615.03	\$1,635.58	\$533,979.45	55.38%
Code Enforcement - 06	\$389,906.00	\$171,138.92	\$ 218,767.08	\$300.00	\$218,467.08	56.03%
Public Works Administrations - 07	\$427,324.50	\$204,626.42	\$ 222,698.08	\$13,892.50	\$208,805.58	48.86%
Highway - 08	\$10,021,098.45	\$4,832,760.08	\$5,188,338.37	\$1,803,580.69	\$3,384,757.68	33.78%
Solid Waste Disposal - 09	\$2,060,018.77	\$806,145.22	\$1,253,873.55	\$505,132.39	\$748,741.16	36.35%
Parks & Recreation - 13	\$603,942.61	\$243,399.35	\$ 360,543.26	\$9,786.99	\$350,756.27	58.08%
Library - 15	\$1,356,894.73	\$598,605.58	\$ 758,289.15	\$62,563.93	\$695,725.22	51.27%
Equipment Maintenance - 16	\$466,736.00	\$181,919.38	\$ 284,816.62	\$2,261.34	\$282,555.28	60.54%
Buildings & Ground - 17	\$344,501.86	\$132,757.90	\$ 211,743.96	\$30,277.86	\$181,466.10	52.67%
Community Development - 21	\$698,588.48	\$292,150.66	\$ 406,437.82	\$64,291.43	\$342,146.39	48.98%
Town Clerk/Tax Collector - 24	\$563,569.00	\$245,510.40	\$ 318,058.60	\$11,686.00	\$306,372.60	54.36%
Welfare - 25	\$163,301.62	\$109,649.77	\$ 53,651.85	\$0.00	\$ 53,651.85	32.85%
Debt Service - 27	\$416,266.00	\$416,265.00	\$ 1.00	\$0.00	\$ 1.00	0.00%
<b>FUND: General Fund - 01</b>	<b>\$34,596,970.60</b>	<b>\$15,555,751.22</b>	<b>\$19,041,219.38</b>	<b>\$ 3,131,695.23</b>	<b>\$15,909,524.15</b>	<b>45.99%</b>
Other Self Supporting Fund - 20	\$429,725.00	\$184,182.09	\$ 245,542.91	\$0.00	\$245,542.91	57.14%
Sewer Fund - 31	\$5,331,999.32	\$1,796,701.24	\$3,535,298.08	\$281,329.95	\$3,253,968.13	61.03%
Catv Fund - 32	\$421,587.57	\$156,369.75	\$ 265,217.82	\$13,025.98	\$252,191.84	59.82%
Fire Protection Area - 33	\$88,384.00	\$40,410.08	\$ 47,973.92	\$0.00	\$ 47,973.92	54.28%
Special Library - 38	\$23,000.00	\$0.00	\$ 23,000.00	\$0.00	\$ 23,000.00	100.00%
Road Improvement Fund -42	\$250,000.00	\$125,000.00	\$ 125,000.00	\$0.00	\$125,000.00	50.00%
WWTF Phase III Bond	\$13,100,000.00	\$57,212.39	\$13,042,787.61	\$1,499,805.61	\$11,542,982.00	88.11%
Highway Garage Bond	\$111,962.72	\$38,161.12	\$ 73,801.60	\$45,862.62	\$ 27,938.98	24.95%
	\$54,353,629.21	\$17,953,787.89	\$36,399,841.32	\$ 4,971,719.39	\$31,428,121.93	57.82%

Town of Merrimack  
Revenue Comparison  
2008-09 - 2018-19

	2008-09	2009-10	2010-11	2011-12	2012-13	2013-14	2014-15	2015-16	2016-17	2017-18	2018-19
Interest-Pooled Cash	199,634.21	96,225.36	71,323.21	37,268.66	43,779.82	21,779.63	24,868.09	41,402.19	62,749.21	217,929.00	473,106.72
Building Permits	35,375.00	33,276.00	39,610.81	48,040.52	47,097.00	79,244.00	51,467.20	80,825.00	74,597.00	82,270.00	93,125.00
Auto Registrations	1,855,563.23	1,826,591.46	1,846,310.87	1,886,129.14	1,958,773.31	2,069,365.75	2,184,859.49	2,369,701.53	2,465,093.46	2,580,386.96	2,713,287.11
<b>Total</b>	<b>2,090,572.44</b>	<b>1,956,092.82</b>	<b>1,957,244.89</b>	<b>1,971,438.32</b>	<b>2,049,650.13</b>	<b>2,170,389.38</b>	<b>2,261,194.78</b>	<b>2,491,928.72</b>	<b>2,602,439.67</b>	<b>2,880,585.96</b>	<b>3,279,518.83</b>

Revenue Comparison





Town of Merrimack  
 Revenue Comparison  
 2008-09 - 2018-19

