



TOWN COUNCIL – AGENDA REQUEST FORM

THIS FORM WILL BECOME PART OF THE BACKGROUND INFORMATION USED BY THE COUNCIL AND PUBLIC

Please submit Agenda Request Form, **including back up information, 8 days prior** to the requested meeting date. **Public Hearing requests must be submitted 20 days prior to requested meeting date to meet publication deadlines** (exceptions may be authorized by the Town Manager, Chairman/Vice Chair).

MEETING INFORMATION

Date Submitted: June 18, 2020
Submitted by: Finance Director Paul T. Micali
Department: Finance
Speakers: Paul Micali

Date of Meeting: June 25, 2020
Time Required: 15 minutes
Background Info. Supplied: Yes: No:

CATEGORY OF BUSINESS (PLEASE PLACE AN "X" IN THE APPROPRIATE BOX)

Appointment:	<input type="checkbox"/>	Recognition/Resignation/Retirement:	<input type="checkbox"/>
Public Hearing:	<input type="checkbox"/>	Old Business:	<input type="checkbox"/>
New Business:	<input checked="" type="checkbox"/>	Consent Agenda:	<input type="checkbox"/>
Nonpublic:	<input type="checkbox"/>	Other:	<input type="checkbox"/>

TITLE OF ITEM

3rd Quarter Financial Update

DESCRIPTION OF ITEM

Finance Director Paul Micali will review the key financial information of the quarter ending March 31, 2020.

REFERENCE (IF KNOWN)

RSA:	Warrant Article:	_____
Charter Article:	Town Meeting:	_____
Other:	N/A	

EQUIPMENT REQUIRED (PLEASE PLACE AN "X" IN THE APPROPRIATE BOX)

Projector:	<input type="checkbox"/>	Grant Requirements:	<input type="checkbox"/>
Easel:	<input type="checkbox"/>	Joint Meeting:	<input type="checkbox"/>
Special Seating:	<input type="checkbox"/>	Other:	<input type="checkbox"/>
Laptop:	<input type="checkbox"/>	None:	<input type="checkbox"/>

CONTACT INFORMATION

Name:	Paul T. Micali	Address:	8 Baboosic Lake Road
Phone Number:	424-7075	Email Address:	pmicali@merrimacknh.gov

APPROVAL

Town Manager: Yes No: Chair/Vice Chair: Yes No:

Hold for Meeting Date: _____

Memo

TO: Town Council
ATTN: Town Manager Eileen Cabanel

FROM: Finance Director Paul T. Micali

DATE: June 19, 2020

RE: **3rd Quarter Financial Report**



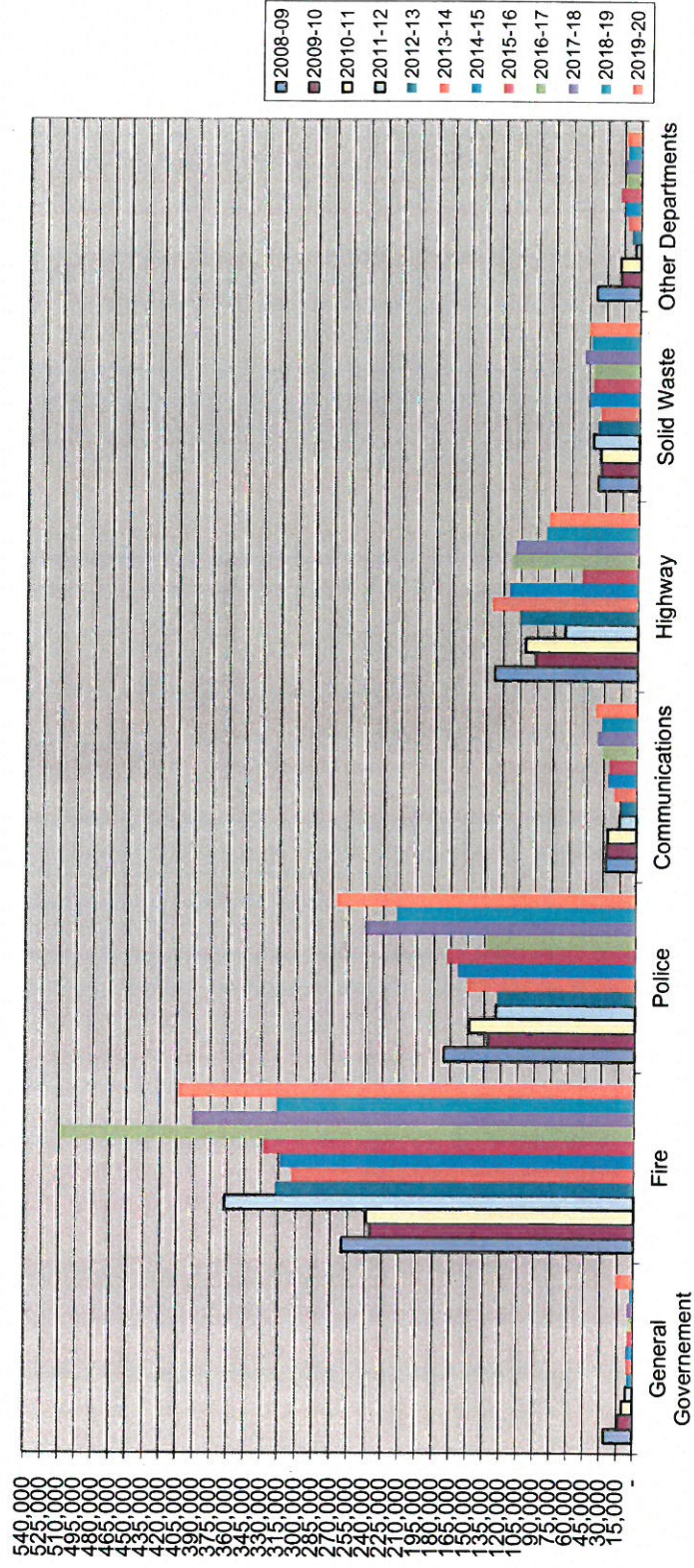
Enclosed please find the quarter ending March 31, 2020 financial information. In reviewing the enclosed, documents I believe that at this time we have sufficient appropriations to cover the operations of the Town. I am projecting a surplus of appropriations at this time. I am projecting revenue to be breakeven or have a surplus. However I know we will not hit our Interest Income budget of \$ 775,000. I estimate at this time we will be about \$150,000 below budget. I will be monitoring both the revenues and appropriations weekly for the rest of this fiscal year.

Comparison of Overtime by Department
Comparison of Health Insurance
Comparison of New Hampshire Retirement (NHRS)
Summary of Appropriation by Department
Comparison of Auto Registrations, Interest and Building Permits
Comparison of Natural Gas Therms
Comparison of Electrical Killowatts

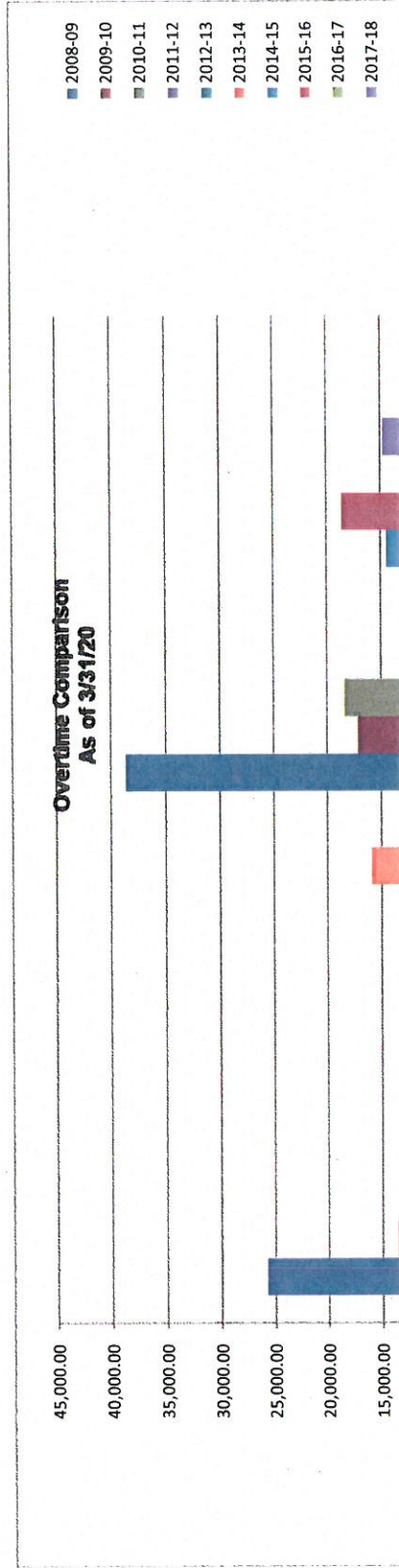
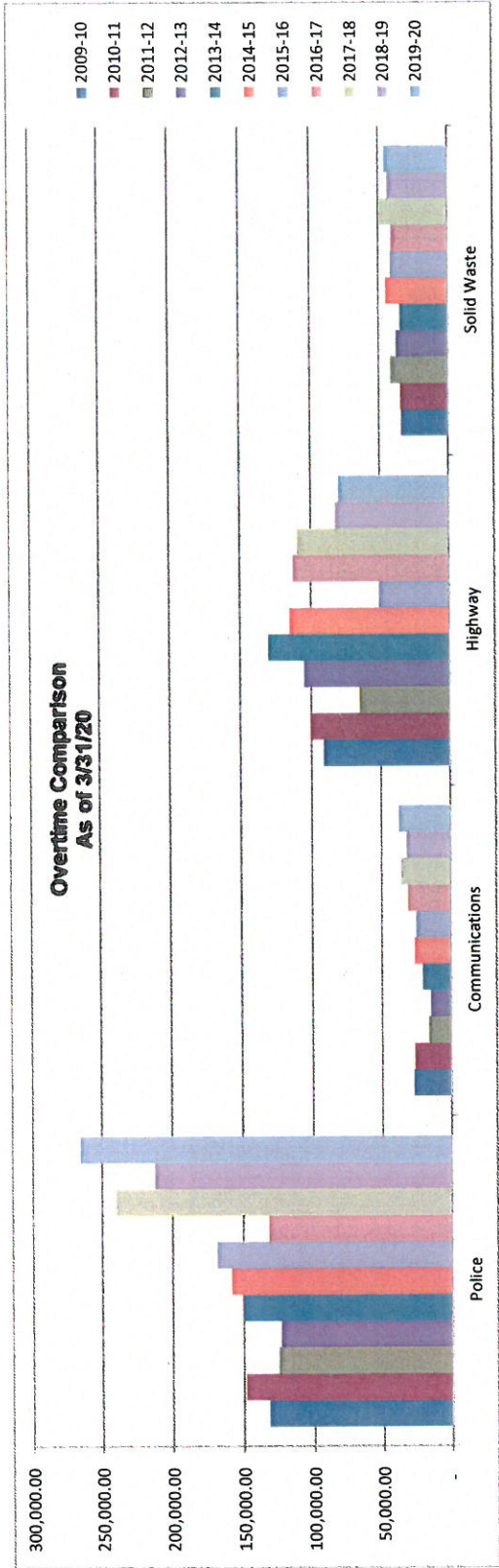
Town of Merrimack
Overtime Comparison
2008-09 VS. 2019-20

	2008-09	2009-10	2010-11	2011-12	2012-13	2013-14	2014-15	2015-16	2016-17	2017-18	2018-19	2019-20
General Government	25,735.06	13,543.17	10,052.37	6,484.49	5,005.75	5,779.18	5,942.49	4,617.18	4,187.71	4,872.39	3,008.02	15,876.54
Fire	259,836.19	235,141.98	238,304.36	362,032.52	316,860.21	303,195.11	312,993.68	327,007.77	507,271.39	390,744.90	315,696.51	402,459.42
Police	170,497.75	131,561.19	148,039.64	124,697.60	123,255.66	149,966.39	158,271.82	168,144.36	131,417.01	239,872.21	212,406.86	265,489.12
Highway	27,345.46	26,775.65	26,064.33	15,889.24	14,397.79	20,337.56	25,949.95	24,726.47	30,871.67	35,402.15	31,664.74	37,088.00
Solid Waste	127,437.75	91,011.24	100,380.99	64,971.85	104,816.42	129,737.75	114,876.02	50,044.43	112,422.07	109,061.47	81,957.66	79,562.66
Other Departments	36,704.54	33,902.58	34,364.74	41,031.70	37,369.71	34,640.28	44,505.51	41,268.35	40,616.27	48,941.79	43,310.21	45,355.16
Total	38,631.77	17,083.11	18,302.48	4,500.93	8,404.83	11,557.70	14,393.84	18,528.00	13,122.10	14,699.85	12,197.21	12,978.15
	686,188.52	549,018.92	575,508.91	619,608.33	610,110.37	655,213.97	676,933.31	634,336.56	839,908.22	843,594.76	700,241.21	858,809.05

Overtime Comparison
As of 3/31/20




Town of Merrimack
 Overtime Comparison
 2008-09 VS. 2019-20



Town of Merrimack
Health Insurance Comparison
2008-09 VS. 2019-20

	2008-09	2009-10	2010-11	2011-12	2012-13	2013-14	2014-15	2015-16	2016-17	2017-18	2018-19	2019-20
General Fund	2,008,180.76	2,018,005.33	2,251,266.12	2,416,048.25	2,402,246.65	2,299,563.73	2,281,496.13	2,314,964.33	1,937,751.85	1,976,610.73	2,131,882.48	2,327,065.82
Total	2,008,180.76	2,018,005.33	2,251,266.12	2,416,048.25	2,402,246.65	2,299,563.73	2,281,496.13	2,314,964.33	1,937,751.85	1,976,610.73	2,131,882.48	2,327,065.82


Health Insurance
As of 3/31/20



Town of Merrimack
NHRS Comparison
2008-09 VS. 2019-20

	2008-09	2009-10	2010-11	2011-12	2012-13	2013-14	2014-15	2015-16	2016-17	2017-18	2018-19	2019-20
Group I	335,679.21	336,027.06	365,200.17	332,340.09	321,396.01	299,507.17	311,164.51	316,934.42	337,814.50	367,841.77	394,190.03	404,213.80
Fire	297,108.54	316,473.39	343,904.84	447,538.52	436,990.40	540,907.53	523,942.70	548,062.58	622,674.40	676,180.11	710,442.50	712,739.17
Police	240,296.37	294,225.54	354,894.10	446,048.49	446,994.08	578,711.85	613,460.67	621,236.92	657,816.47	658,139.55	736,967.74	704,656.90
Total	873,084.12	946,725.99	1,063,999.11	1,225,927.10	1,205,380.49	1,419,126.55	1,448,567.88	1,486,233.92	1,618,305.37	1,702,161.43	1,841,600.27	1,821,609.87

NHRS Comparison
As of 3/31/20



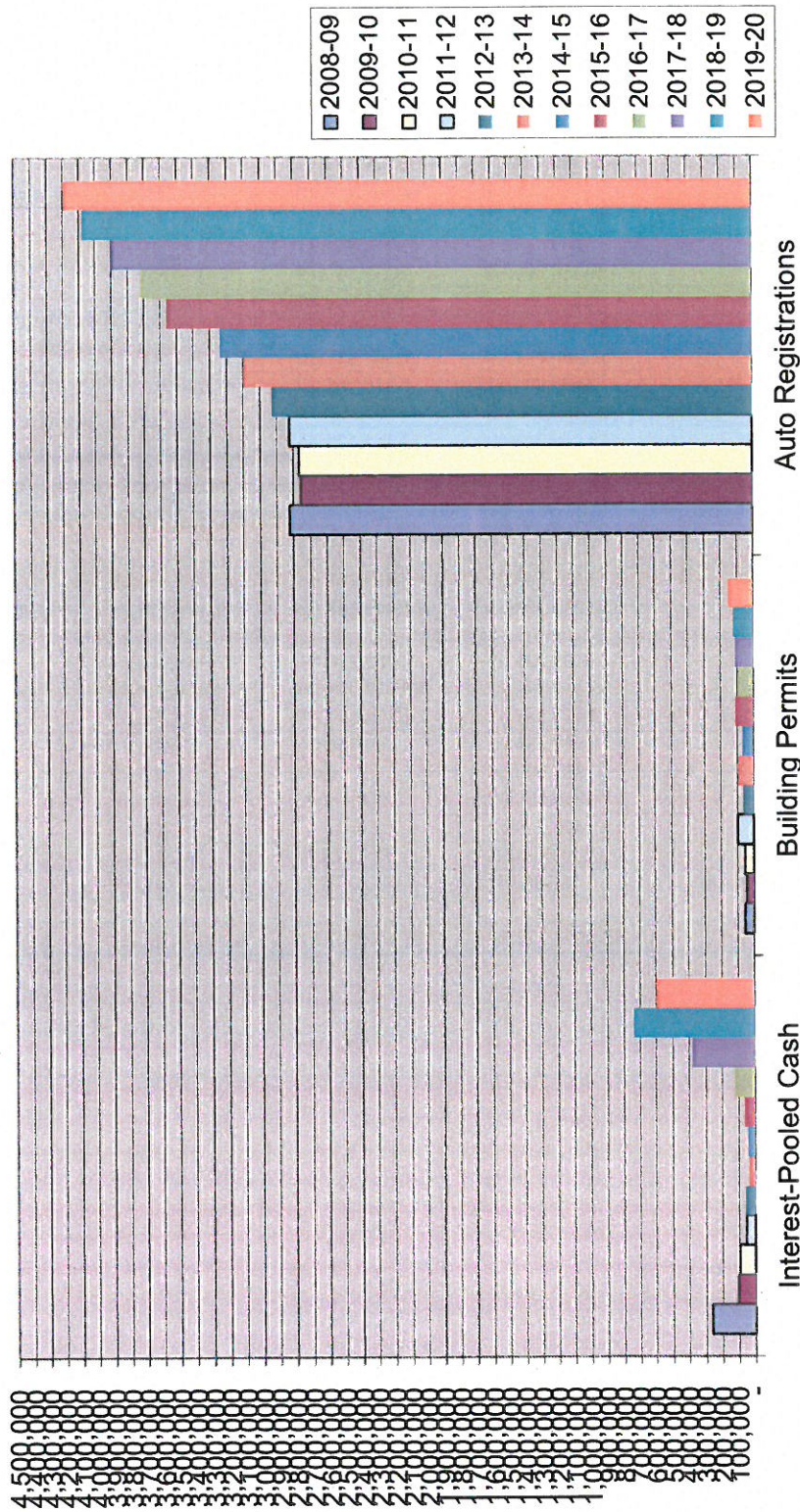
**Town of Merrimack
Summary By Department
Expenditure Report
As of March 31, 2020**

Department	Budget	YTD Expenditures	Balance before Encumbrances	Encumbrance	Balance as of 3/31/20	% of Budget remaining
General Government - 01	\$2,103,005.37	\$1,676,755.63	\$ 426,249.74	\$97,264.73	328,985.01	15.64%
Assessing - 02	\$340,274.00	\$229,491.97	\$ 110,782.03	\$14,233.72	96,548.31	28.37%
Fire - 03	\$7,774,208.67	\$4,907,423.55	\$2,866,785.12	\$170,101.55	2,696,683.57	34.69%
Police - 04	\$6,532,391.78	\$4,516,049.42	\$2,016,342.36	\$56,770.95	1,959,571.41	30.00%
Communications - 05	\$964,279.76	\$753,595.84	\$ 210,683.92	\$1,635.58	209,048.34	21.68%
Code Enforcement - 06	\$389,906.00	\$237,319.19	\$ 152,586.81	\$300.00	152,286.81	39.06%
Public Works Administrations - 07	\$427,324.50	\$301,062.45	\$ 126,262.05	\$14,266.82	111,995.23	26.21%
Highway - 08	\$10,021,098.45	\$7,048,988.28	\$2,972,110.17	\$1,850,733.07	1,121,377.10	11.19%
Solid Waste Disposal - 09	\$2,060,018.77	\$1,307,815.82	\$ 752,202.95	\$383,984.26	368,218.69	17.87%
Parks & Recreation - 13	\$603,942.61	\$316,905.10	\$ 287,037.51	\$9,444.00	277,593.51	45.96%
Library - 15	\$1,356,894.73	\$903,922.14	\$ 452,972.59	\$34,564.22	418,408.37	30.84%
Equipment Maintenance - 16	\$466,736.00	\$301,472.86	\$ 165,263.14	\$2,117.88	163,145.26	34.95%
Buildings & Ground - 17	\$344,501.86	\$218,559.62	\$ 125,942.24	\$23,955.86	101,986.38	29.60%
Community Development - 21	\$698,588.48	\$425,725.57	\$ 272,862.91	\$64,211.43	208,651.48	29.87%
Town Clerk/Tax Collector - 24	\$563,569.00	\$379,179.55	\$ 184,389.45	\$11,673.30	172,716.15	30.65%
Welfare - 25	\$163,301.62	\$131,748.53	\$ 31,553.09	\$0.00	31,553.09	19.32%
Debt Service - 27	\$416,266.00	\$416,265.00	\$ 1.00	\$0.00	1.00	0.00%
FUND: General Fund - 01	\$35,226,307.60	\$24,072,280.52	\$11,154,027.08	\$ 2,735,257.37	\$8,418,769.71	23.90%
Other Self Supporting Fund - 20	\$429,725.00	\$280,258.13	\$ 149,466.87	\$0.00	149,466.87	34.78%
Sewer Fund - 31	\$5,331,999.32	\$3,917,889.50	\$1,414,109.82	\$219,985.35	1,194,124.47	22.40%
Catv Fund - 32	\$421,587.57	\$234,697.35	\$ 186,890.22	\$10,150.98	176,739.24	41.92%
Fire Protection Area - 33	\$88,384.00	\$64,325.93	\$ 24,058.07	\$0.00	24,058.07	27.22%
Special Library - 38	\$23,000.00	\$ 0.00	\$ 23,000.00	\$0.00	23,000.00	100.00%
Road Fund Rsa	\$250,000.00	125,000.00	125,000.00	125,000.00	-	0.00%
Bond (wwtf upgrade)	\$13,100,000.00	362,621.41	12,737,378.59	1,194,396.59	11,542,982.00	88.11%
Bond (highway garage) - 45	111,962.72	57,724.12	54,238.60	33,314.62	20,923.98	18.69%
Parks & Recreation Revolving Fund - 89	16,346.74	246,127.77	(229,781.03)	3,199.50	(232,980.53)	
	\$54,999,312.95	\$29,360,924.73	\$25,638,388.22	\$ 4,321,304.41	\$21,317,083.81	38.76%

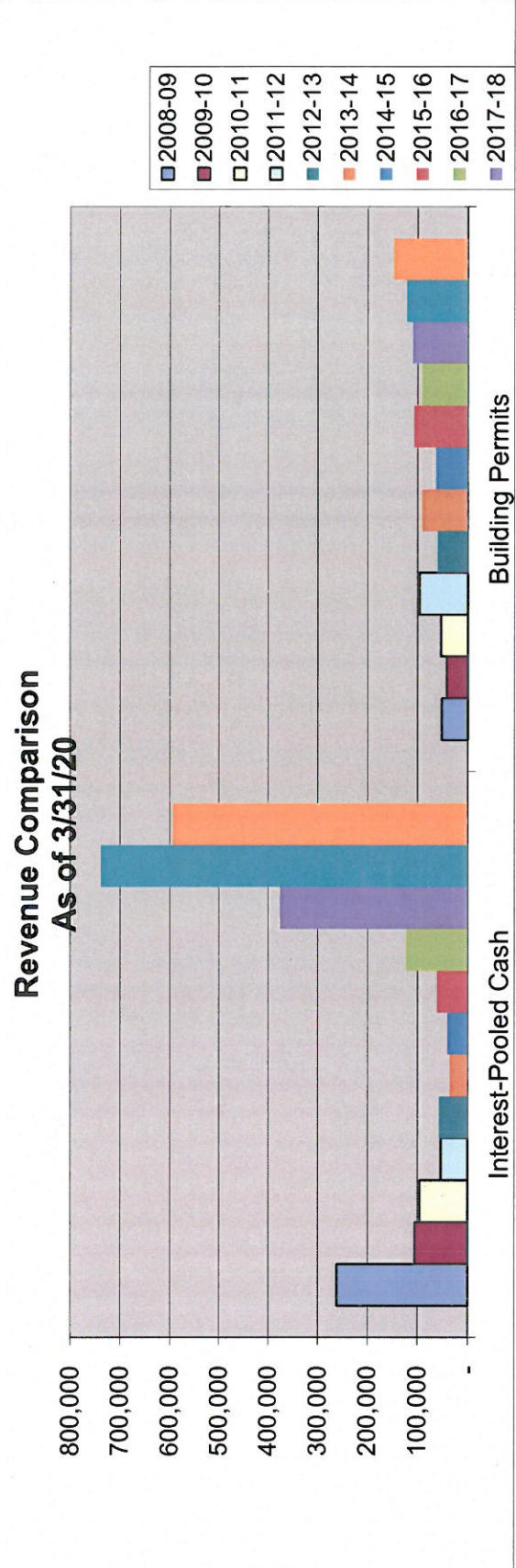
**Town of Merrimack
Revenue Comparison
2008-09 vs. 2019-20**

	2008-09	2009-10	2010-11	2011-12	2012-13	2013-14	2014-15	2015-16	2016-17	2017-18	2018-19
Interest-Pooled Cash	261,982.79	105,629.97	95,380.45	53,543.44	55,921.35	34,491.35	39,631.28	60,190.15	121,769.80	376,018.22	738,331.97
Building Permits	51,973.00	42,188.00	53,311.77	96,197.52	59,753.00	89,921.00	63,748.20	106,886.00	91,117.00	108,922.00	121,484.00
Auto Registrations	2,820,364.85	2,756,817.46	2,766,865.00	2,820,674.86	2,927,088.38	3,094,952.81	3,237,428.15	3,557,928.90	3,710,656.08	3,898,353.16	4,077,045.00
Total	3,134,320.64	2,904,635.43	2,915,557.22	2,970,415.82	3,042,762.73	3,219,365.16	3,340,807.63	3,725,005.05	3,923,542.68	4,383,293.38	4,936,860.97

**Revenue Comparison
As of 3/31/20**



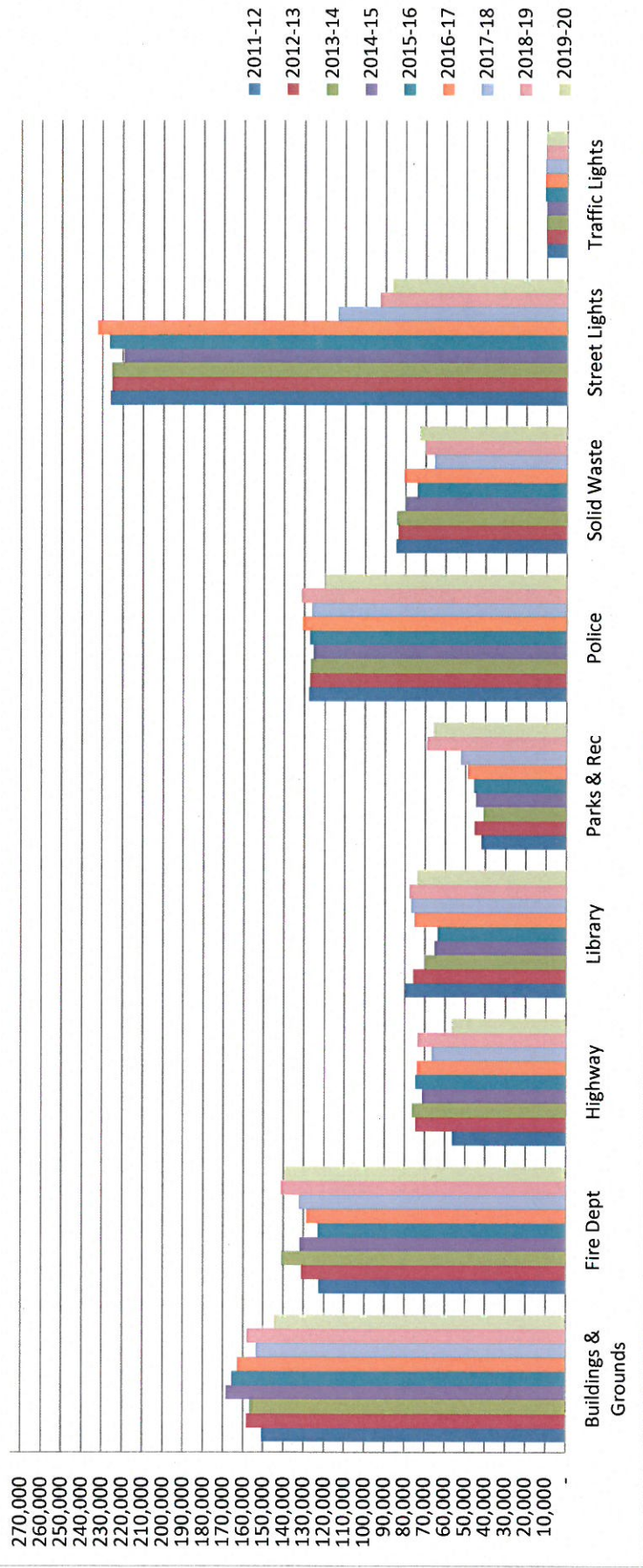
Town of Merrimack
 Revenue Comparison
 2008-09 Vs. 2019-20



**Town of Merrimack
Kilowatt Comparison
2011-12 VS. 2019-20**

	2011-12	2012-13	2013-14	2014-15	2015-16	2016-17	2017-18	2018-19	2019-20
Buildings & Grounds	150,569	158,321	156,662	168,262	165,472	162,802	153,345	157,959	144,460
Fire Dept	122,568	131,154	140,958	131,782	122,950	128,561	132,046	141,275	139,402
Highway	56,455	74,623	76,290	71,252	74,688	74,019	66,719	73,620	56,721
Library	79,600	76,000	69,680	65,360	63,920	75,440	76,880	77,840	74,080
Parks & Rec	42,176	45,652	41,075	44,823	45,831	49,023	52,348	69,213	66,026
Police	127,649	127,308	126,884	125,654	127,290	130,708	126,276	131,395	120,084
Solid Waste	84,670	83,780	84,420	80,100	74,179	80,752	65,591	70,008	72,998
Street Lights	226,212	225,375	225,502	219,385	226,508	232,094	113,532	92,776	86,666
Traffic Lights	10,378	10,500	10,533	10,257	10,951	10,941	10,862	10,592	10,558
Waste Water	<u>2,823,130</u>	<u>2,539,186</u>	<u>2,443,562</u>	<u>2,564,599</u>	<u>2,320,859</u>	<u>2,453,793</u>	<u>2,132,109</u>	<u>2,173,584</u>	<u>1,914,228</u>
Total	3,723,407	3,471,899	3,375,566	3,481,474	3,232,648	3,398,133	2,929,708	2,998,262	2,685,223

**Electrical
Kilowatt Comparison
As of 3/31/20**



**Town of Merrimack
Therms Comparison**

	2011-12	2012-13	2013-14	2014-15	2015-16	2016-17	2017-18	2018-19	2019-20
Buildings & Grounds	3,564	4,229	4,961	6,447	4,379	5,343	5,767	6,216	6,151
Fire Dept	7,262	9,712	8,313	10,517	7,868	8,106	10,249	11,922	9,114
Highway	5,864	6,185	6,217	8,754	5,847	6,847	7,835	11,888	12,073
Library	1,686	2,350	2,363	3,027	2,249	2,603	2,804	3,001	2,401
Parks & Rec - MYA	-	657	661	751	611	653	623	716	716
Police	2,192	2,458	2,361	3,137	2,237	2,462	2,873	3,297	3,086
Waste Water	26,733	36,734	45,779	38,164	36,311	29,334	35,700	49,856	51,918
Total	47,301	62,325	70,655	70,797	59,502	55,348	65,851	86,896	85,459

**Natural Gas
Therm Usage Comparison
As of 3/31/20**

