



TOWN COUNCIL – AGENDA REQUEST FORM

THIS FORM WILL BECOME PART OF THE BACKGROUND INFORMATION USED BY THE COUNCIL AND PUBLIC

Please submit Agenda Request Form, including back up information, 8 days prior to the requested meeting date. **Public Hearing requests must be submitted 20 days prior to requested meeting date to meet publication deadlines** (exceptions may be authorized by the Town Manager, Chairman/Vice Chair).

MEETING INFORMATION

Date Submitted: November 10, 2021 Date of Meeting: November 18, 2021
Submitted by: Finance Director Thomas Boland
Department: Finance Time Required: 20 minutes
Speakers: Background Info. Supplied: Yes: No:

CATEGORY OF BUSINESS (PLEASE PLACE AN "X" IN THE APPROPRIATE BOX)

Appointment: Recognition/Resignation/Retirement:
Public Hearing: Old Business:
New Business: Consent Agenda:
Nonpublic: Other:

TITLE OF ITEM

1st Quarter Financial Review

DESCRIPTION OF ITEM

Finance Director Thomas Boland will review the key financial information of the quarter ending September 30, 2021.

REFERENCE (IF KNOWN)

RSA: _____ Warrant Article: _____
Charter Article: _____ Town Meeting: _____
Other: _____ N/A

EQUIPMENT REQUIRED (PLEASE PLACE AN "X" IN THE APPROPRIATE BOX)

Projector: Grant Requirements:
Easel: Joint Meeting:
Special Seating: Other:
Laptop: None:

CONTACT INFORMATION

Name: Tom Boland Address: 8 Baboosic
Phone Number: 603-424-7075 Email Address: tboland@merrimacknh.gov

APPROVAL

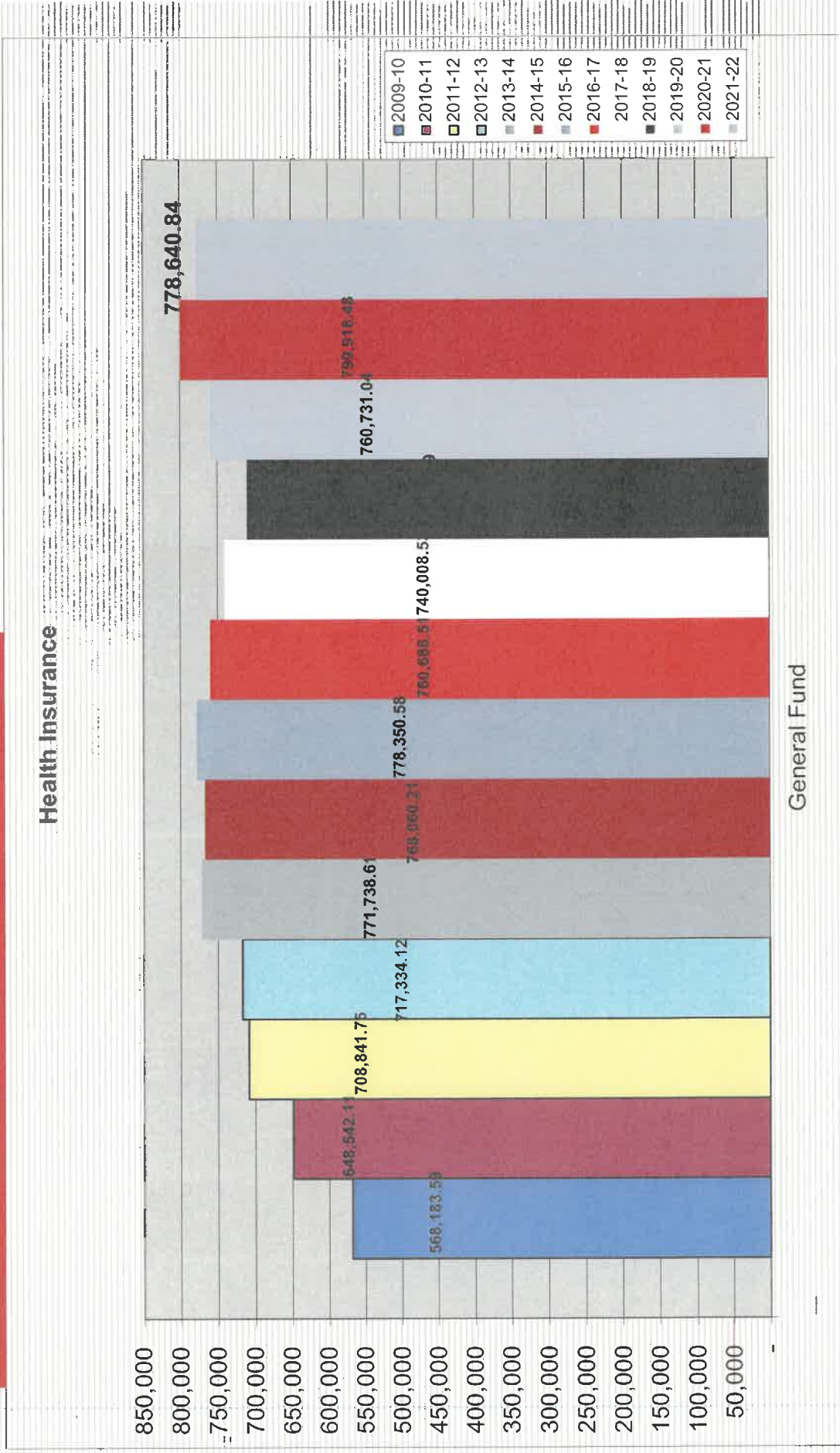
Town Manager: Yes No: Chair/Vice Chair: Yes No:

Hold for Meeting Date: _____

1st Quarter Financial Reports

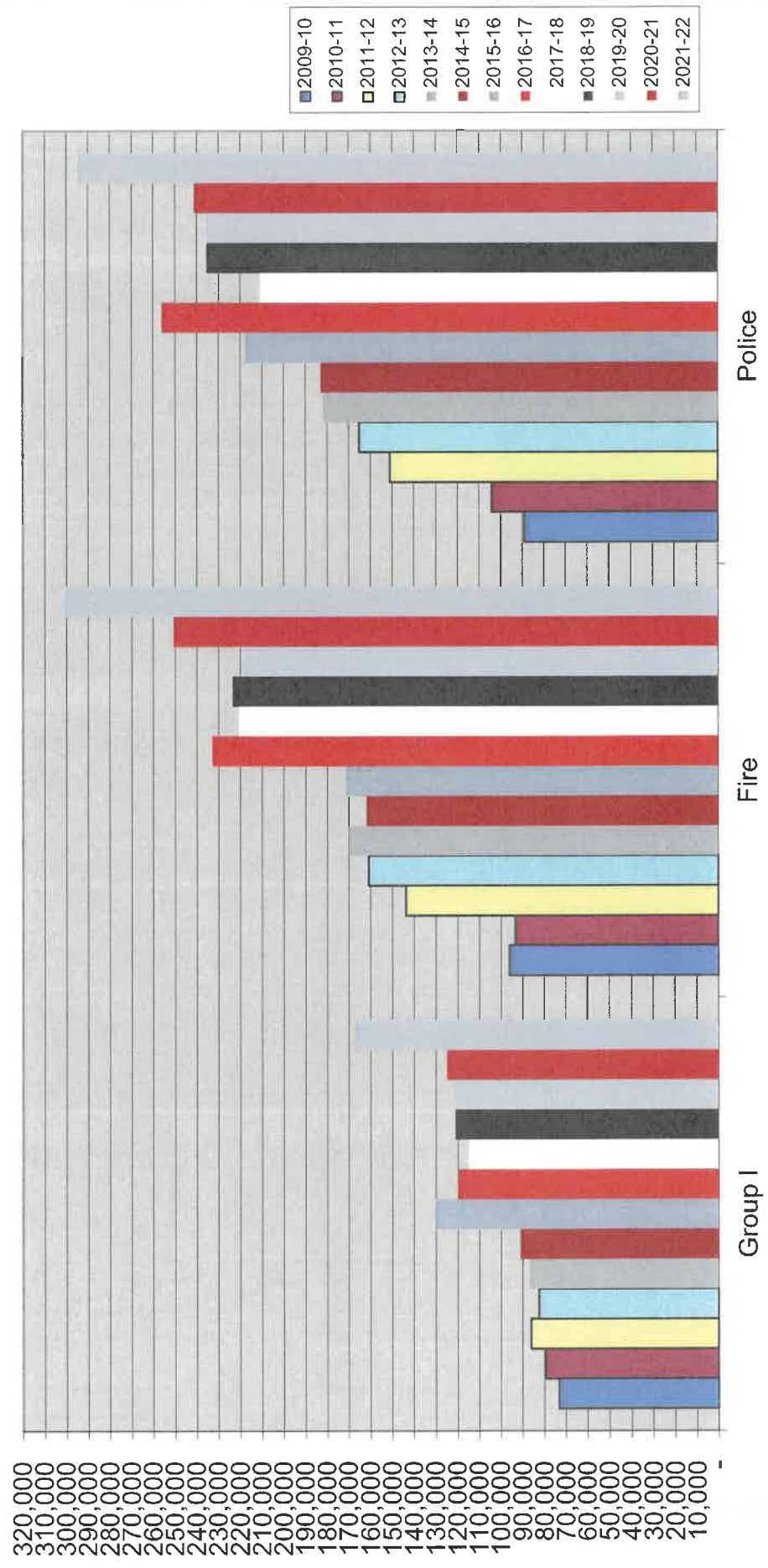
Presented to the
Merrimack Town Council
November 18, 2021

Health Insurance Cost Comparisons



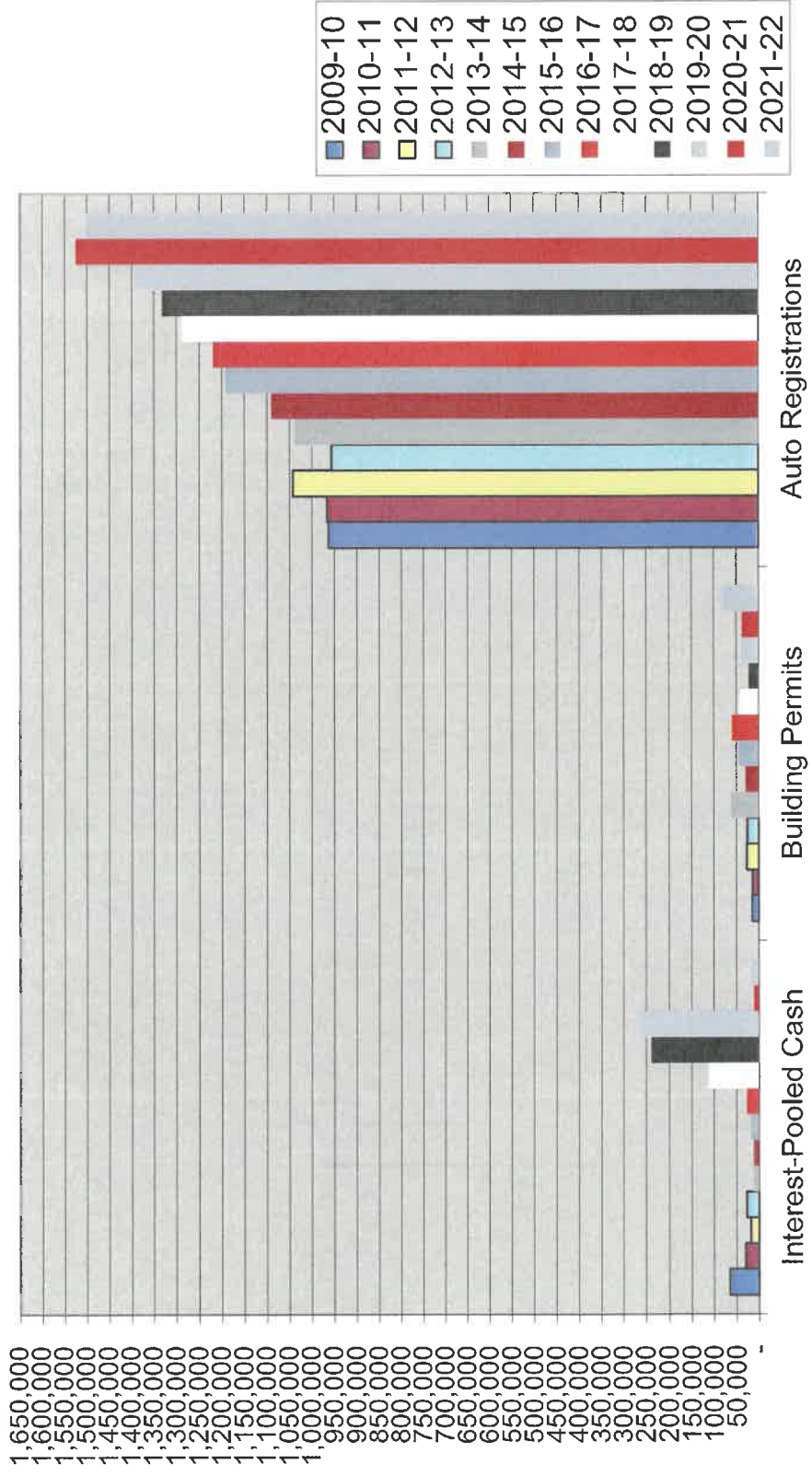
NHRS Comparison

NHRS Comparison



Revenue Comparison

Revenue Comparison



Questions/Comments



**Town of Merrimack
Revenue Comparison
2008-09 Vs. 2019-20**

| | 2009-10 | 2010-11 | 2011-12 | 2012-13 | 2013-14 | 2014-15 | 2015-16 | 2016-17 | 2017-18 | 2018-19 | 2019-20 | 2020-21 | 2021-22 | Annual Budget | |
|----------------------|---------------------|---------------------|---------------------|---------------------|---------------------|---------------------|---------------------|---------------------|---------------------|---------------------|---------------------|---------------------|---------------------|---------------------|--------|
| Interest-Pooled Cash | 63,967.88 | 30,047.20 | 18,259.62 | 27,418.00 | 12,201.39 | 12,232.94 | 18,950.87 | 28,152.01 | 111,075.10 | 238,933.18 | 267,766.10 | 11,889.13 | 19,040.93 | 363,927.00 | 5.23% |
| Building Permits | 14,587.00 | 13,724.01 | 26,783.52 | 25,564.00 | 61,162.00 | 30,168.20 | 44,723.00 | 59,530.00 | 41,007.00 | 22,021.00 | 39,205.00 | 38,176.00 | 80,542.00 | 180,000.00 | 44.75% |
| Auto Registrations | 962,885.07 | 966,027.62 | 1,042,428.93 | 956,098.20 | 1,037,775.33 | 1,090,334.41 | 1,190,347.53 | 1,218,633.75 | 1,286,932.70 | 1,331,499.88 | 1,393,991.00 | 1,525,767.90 | 1,502,944.80 | 5,625,000.00 | 26.72% |
| Total | 1,041,439.95 | 1,009,798.83 | 1,087,472.07 | 1,009,080.20 | 1,111,138.72 | 1,132,735.55 | 1,254,021.40 | 1,306,315.76 | 1,439,014.80 | 1,592,454.06 | 1,700,962.10 | 1,575,833.03 | 1,602,527.73 | 6,168,927.00 | |

Revenue Comparison

