



TOWN COUNCIL – AGENDA REQUEST FORM

THIS FORM WILL BECOME PART OF THE BACKGROUND INFORMATION USED BY THE COUNCIL AND PUBLIC

Please submit Agenda Request Form, including back up information, 8 days prior to the requested meeting date. **Public Hearing requests must be submitted 20 days prior to requested meeting date to meet publication deadlines** (exceptions may be authorized by the Town Manager, Chairman/Vice Chair).

MEETING INFORMATION

Date Submitted: November 21, 2022
Submitted by: Finance Director Thomas Boland
Department: Finance

Date of Meeting: December 1, 2022

Speakers: Thomas Boland

Time Required: 15 minutes

Background Info. Supplied: Yes: No:

CATEGORY OF BUSINESS (PLEASE PLACE AN "X" IN THE APPROPRIATE BOX)

| | | | |
|------------------------|-------------------------------------|-------------------------------------|--------------------------|
| Appointment: | <input type="checkbox"/> | Recognition/Resignation/Retirement: | <input type="checkbox"/> |
| Public Hearing: | <input type="checkbox"/> | Old Business: | <input type="checkbox"/> |
| New Business: | <input checked="" type="checkbox"/> | Consent Agenda: | <input type="checkbox"/> |
| Nonpublic: | <input type="checkbox"/> | Other: | <input type="checkbox"/> |

TITLE OF ITEM

First Quarter Financial Review

DESCRIPTION OF ITEM

Finance Director Thomas Boland will review the key financial information of the quarter ending September 30, 2022.

REFERENCE (IF KNOWN)

| | | |
|------------------|------------------|-------|
| RSA: | Warrant Article: | _____ |
| Charter Article: | Town Meeting: | _____ |
| Other: | N/A | |

EQUIPMENT REQUIRED (PLEASE PLACE AN "X" IN THE APPROPRIATE BOX)

| | | | |
|------------------|--------------------------|---------------------|--------------------------|
| Projector: | <input type="checkbox"/> | Grant Requirements: | <input type="checkbox"/> |
| Easel: | <input type="checkbox"/> | Joint Meeting: | <input type="checkbox"/> |
| Special Seating: | <input type="checkbox"/> | Other: | <input type="checkbox"/> |
| Laptop: | <input type="checkbox"/> | None: | <input type="checkbox"/> |

CONTACT INFORMATION

| | | | |
|--------------|---------------------|---------------|--------------------------------|
| Name: | <u>Tom Boland</u> | Address | <u>8 Baboosic Lake Road</u> |
| Phone Number | <u>603-424-7075</u> | Email Address | <u>tboland@merrimacknh.gov</u> |

APPROVAL

Town Manager: Yes No: Chair/Vice Chair: Yes No:

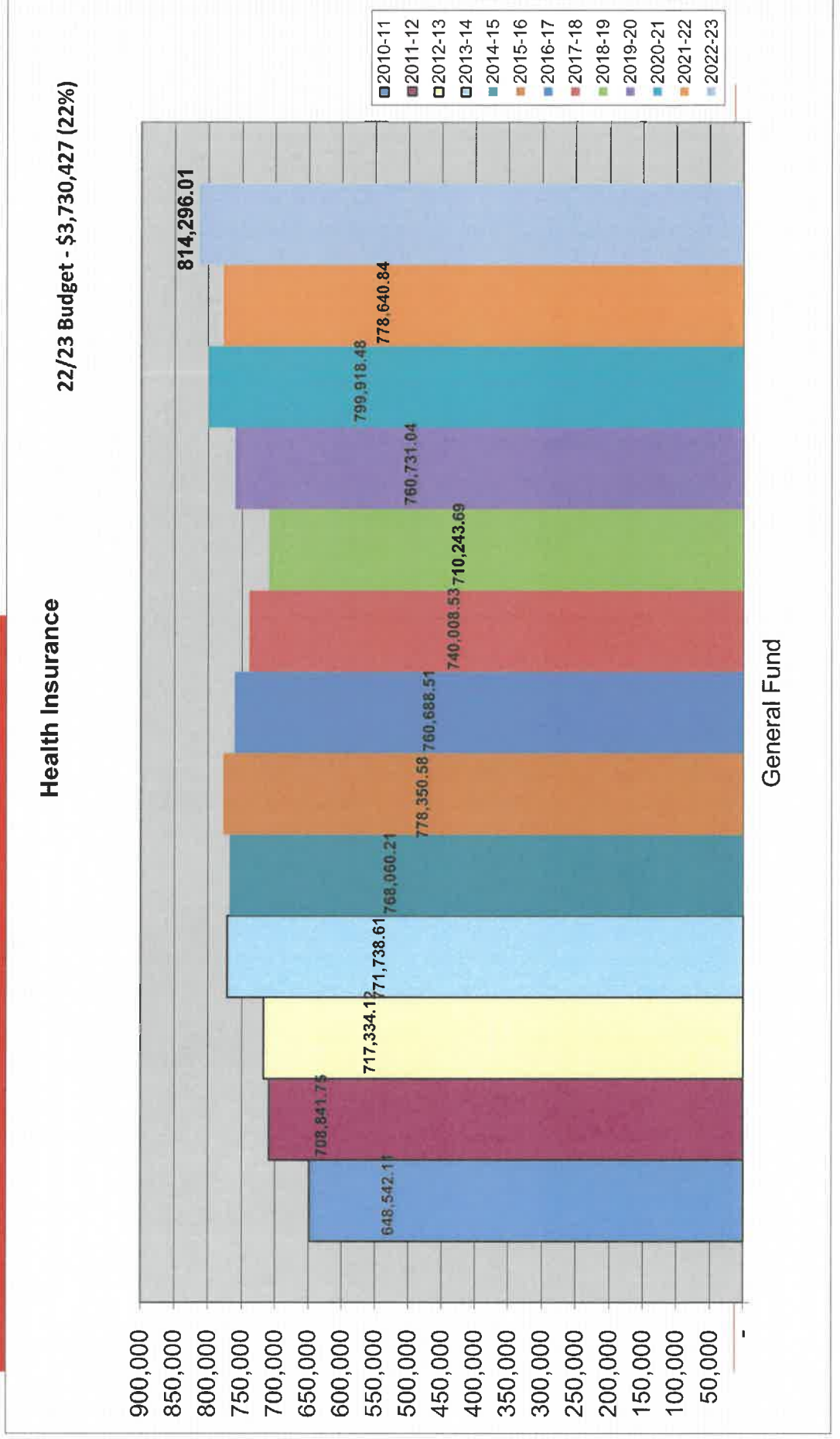
Hold for Meeting Date: _____



1st Quarter Financial Reports

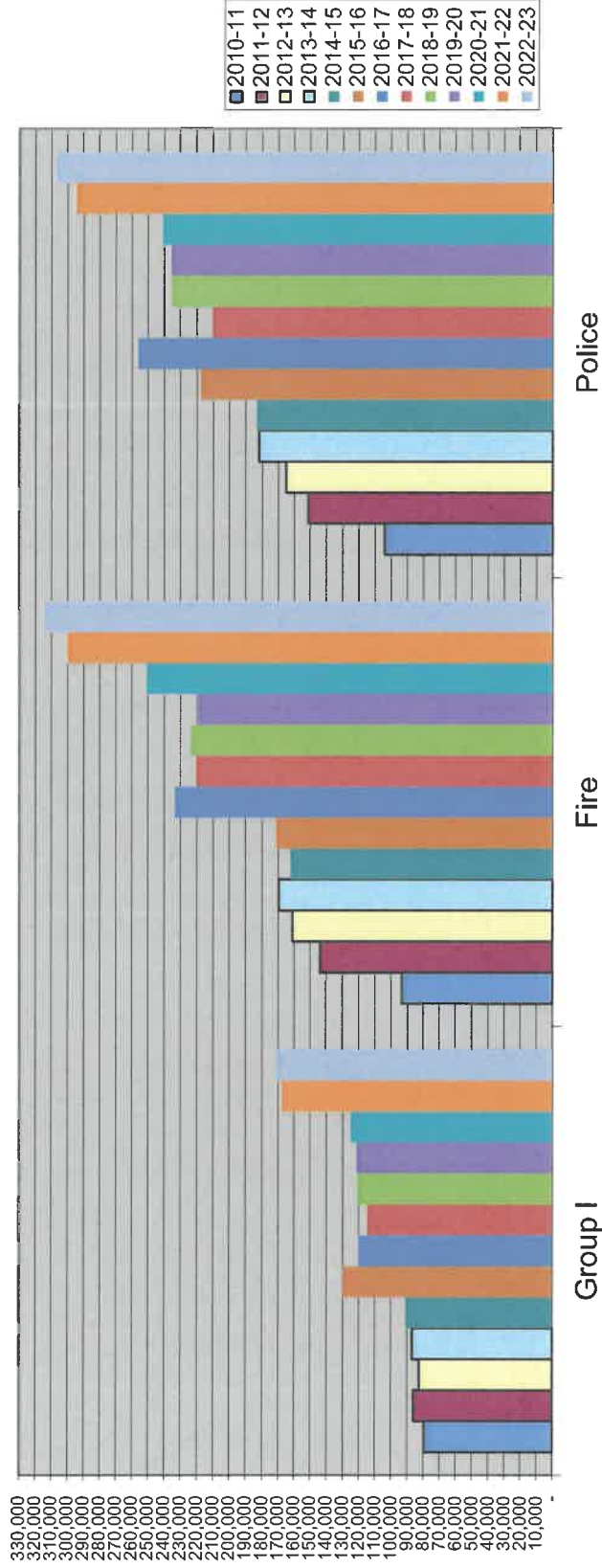
Presented to the
Merrimack Town Council
December 1, 2022

Health Insurance Cost Comparisons



NHRS Comparison

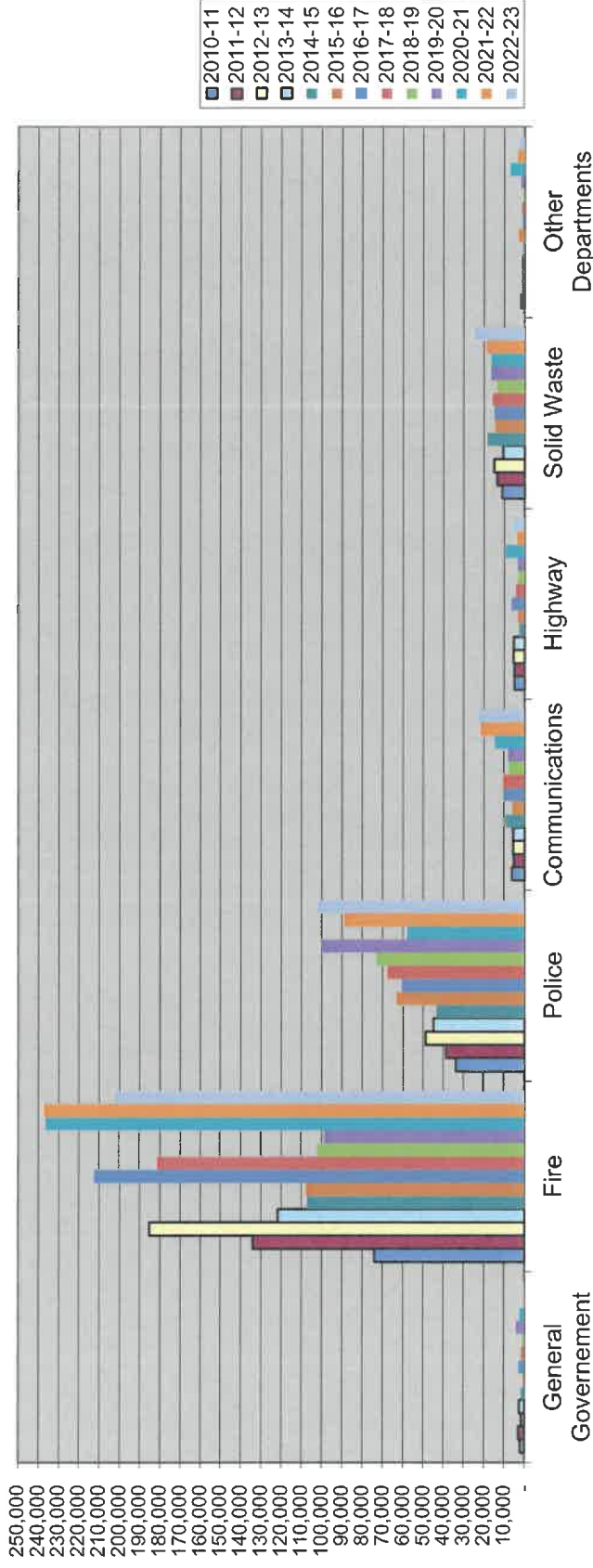
NHRS Comparison



| | 2010-11 | 2011-12 | 2012-13 | 2013-14 | 2014-15 | 2015-16 | 2016-17 | 2017-18 | 2018-19 | 2019-20 | 2020-21 | 2021-22 | 2022-23 | Annual Budget |
|---------|------------|------------|------------|------------|------------|------------|------------|------------|------------|------------|------------|------------|------------|---------------|
| Group I | 79,502.54 | 86,107.78 | 82,554.96 | 86,836.11 | 91,074.51 | 129,923.75 | 120,112.61 | 114,767.24 | 121,063.24 | 121,376.23 | 124,964.55 | 167,692.53 | 170,711.25 | |
| Fire | 93,360.67 | 143,719.20 | 160,899.64 | 169,521.54 | 162,035.75 | 171,265.67 | 233,108.29 | 220,459.30 | 223,600.48 | 218,966.08 | 250,823.68 | 300,418.03 | 314,240.84 | |
| Police | 104,081.67 | 151,054.44 | 165,035.70 | 181,796.70 | 183,093.66 | 217,737.24 | 256,152.56 | 210,598.98 | 235,419.32 | 235,928.20 | 241,198.90 | 294,847.48 | 307,465.95 | |
| Total | 276,954.88 | 380,881.42 | 408,490.30 | 438,154.35 | 436,203.92 | 518,926.66 | 609,373.46 | 545,825.52 | 560,083.04 | 576,270.51 | 616,987.13 | 762,958.04 | 792,418.04 | 22.69% |

Overtime Comparison

Overtime Comparison

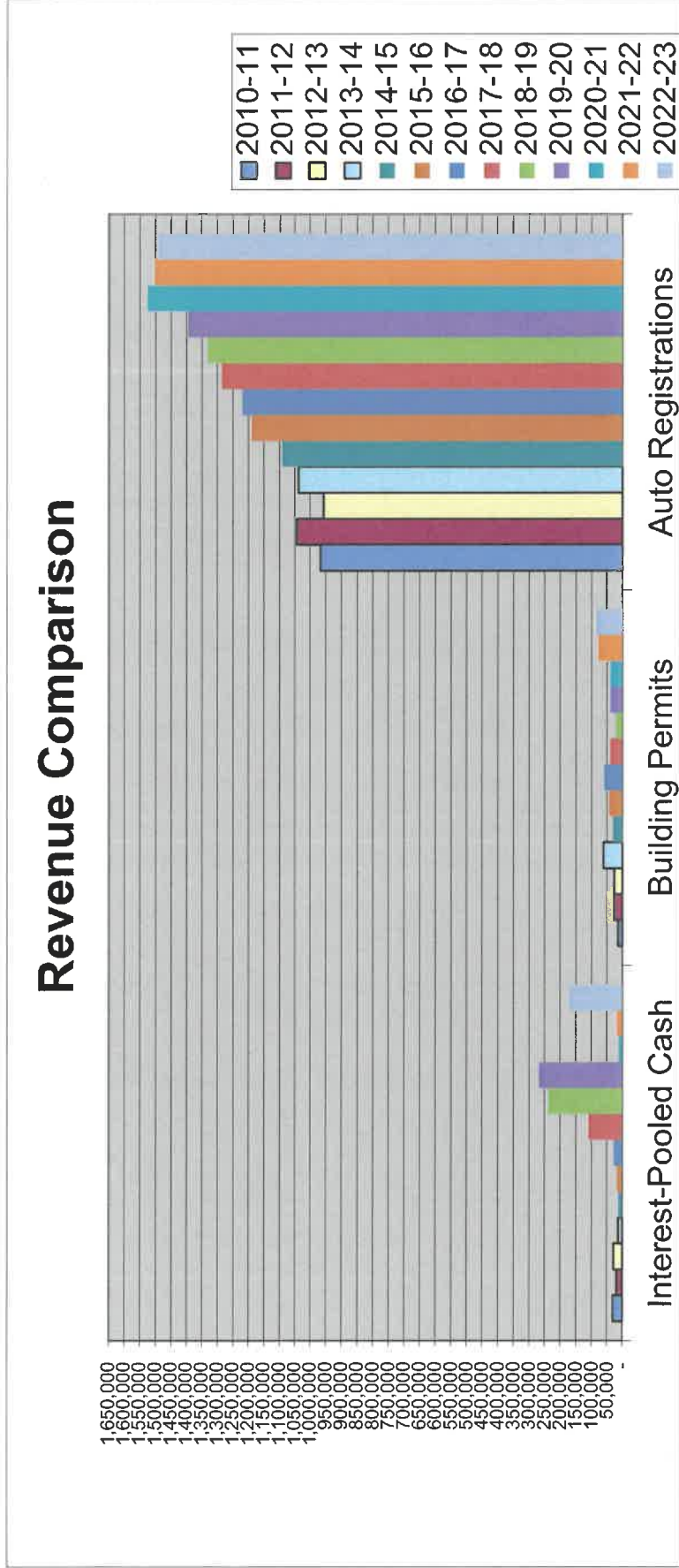


| | 2010-11 | 2011-12 | 2012-13 | 2013-14 | 2014-15 | 2015-16 | 2016-17 | 2017-18 | 2018-19 | 2019-20 | 2020-21 | 2021-22 | 2022-23 | Annual Budget | % Change |
|--------------------|-------------------|-------------------|-------------------|-------------------|-------------------|-------------------|-------------------|-------------------|-------------------|-------------------|-------------------|-------------------|-------------------|---------------------|---------------|
| General Government | 2,018.91 | 2,894.56 | 1,410.34 | 2,448.76 | 1,698.09 | 873.85 | 2,799.91 | 1,669.97 | 1,282.89 | 4,083.65 | 2,369.27 | 497.86 | 527.34 | 11,758.00 | 4.48% |
| Fire | 73,982.09 | 133,995.15 | 185,039.30 | 121,563.31 | 107,090.56 | 107,976.14 | 212,474.70 | 181,807.43 | 102,181.21 | 98,829.00 | 236,433.75 | 237,573.08 | 202,090.79 | 695,407.00 | 29.06% |
| Police | 33,642.22 | 38,529.89 | 48,655.08 | 44,801.70 | 43,134.31 | 63,322.70 | 60,438.49 | 67,784.28 | 73,075.01 | 99,688.25 | 57,676.97 | 89,169.27 | 101,933.37 | 279,909.00 | 36.42% |
| Communications | 6,059.30 | 5,130.12 | 5,658.51 | 5,448.54 | 9,149.22 | 6,260.00 | 10,021.75 | 10,774.32 | 7,991.43 | 8,219.39 | 14,608.69 | 21,822.40 | 23,016.37 | 34,178.00 | 67.34% |
| Highway | 4,873.83 | 4,860.02 | 5,282.75 | 5,256.96 | 2,774.76 | 3,463.30 | 6,381.88 | 4,430.04 | 3,344.24 | 3,374.44 | 9,290.61 | 3,824.59 | 5,497.06 | 112,731.00 | 4.88% |
| Solid Waste | 10,879.56 | 13,324.59 | 14,791.47 | 10,507.58 | 18,356.35 | 14,507.94 | 14,881.87 | 15,799.76 | 13,640.99 | 16,516.24 | 16,509.61 | 18,788.75 | 24,599.92 | 49,246.00 | 49.95% |
| Other Departments | 1,699.79 | 450.74 | 573.59 | 689.20 | 989.02 | 3,206.91 | 1,173.13 | 1,590.17 | 869.37 | 2,007.11 | 7,233.93 | 3,465.40 | 2,700.19 | 23,577.00 | 11.45% |
| Total | 133,155.70 | 199,185.07 | 261,311.02 | 190,717.05 | 183,192.31 | 199,610.84 | 308,171.73 | 283,855.97 | 202,385.14 | 232,718.08 | 344,122.83 | 375,141.35 | 360,365.04 | 1,206,806.00 | 29.66% |

Departmental Summary

| Department | Budget | YTD Expenditures | Balance before Encumbrances | % of Budget remaining before Encumbrances | Encumbrance | Balance as of 9/30/22 | % of Budget remaining after Encumbrances |
|--|------------------------|-----------------------|-----------------------------|---|-----------------------|------------------------|--|
| General Government - 01 | \$3,407,665.60 | \$549,958.19 | \$2,857,707.41 | 83.86% | \$102,905.11 | \$2,754,802.30 | 80.84% |
| Assessing - 02 | \$361,169.00 | \$55,228.78 | \$305,940.22 | 84.71% | \$33,333.40 | \$272,606.82 | 75.48% |
| Fire - 03 | \$10,814,882.82 | \$1,680,630.75 | \$9,134,252.07 | 84.46% | \$279,313.86 | \$8,854,938.21 | 81.88% |
| Police - 04 | \$7,697,928.52 | \$1,673,496.52 | \$6,024,432.00 | 78.26% | \$30,026.36 | \$5,994,405.64 | 77.87% |
| Communications - 05 | \$1,877,265.73 | \$200,393.33 | \$1,676,872.40 | 89.33% | \$28,899.48 | \$1,647,972.92 | 87.79% |
| Code Enforcement - 06 | \$495,260.84 | \$120,429.92 | \$374,830.92 | 75.68% | \$0.00 | \$374,830.92 | 75.68% |
| Public Works Administrations - 07 | \$558,194.25 | \$124,742.36 | \$433,451.89 | 77.65% | \$2,348.58 | \$431,103.31 | 77.23% |
| Highway - 08 | \$7,648,989.01 | \$1,010,405.14 | \$6,638,583.87 | 86.79% | \$1,400,846.68 | \$5,237,737.19 | 68.48% |
| Solid Waste Disposal - 09 | \$2,077,040.89 | \$279,985.76 | \$1,797,055.13 | 86.52% | \$151,530.89 | \$1,645,524.24 | 79.22% |
| Parks & Recreation - 13 | \$1,043,252.12 | \$158,542.50 | \$884,709.62 | 84.80% | \$6,721.99 | \$877,987.63 | 84.16% |
| Library - 15 | \$1,409,687.51 | \$319,482.82 | \$1,090,204.69 | 77.34% | \$174,092.89 | \$916,111.80 | 64.99% |
| Equipment Maintenance - 16 | \$499,132.00 | \$97,920.93 | \$401,211.07 | 80.38% | \$2,006.16 | \$399,204.91 | 79.98% |
| Buildings & Ground - 17 | \$383,781.00 | \$81,681.18 | \$302,099.82 | 78.72% | \$41,485.82 | \$260,614.00 | 67.91% |
| Community Development - 21 | \$566,298.30 | \$142,062.47 | \$424,235.83 | 74.91% | \$10,000.00 | \$414,235.83 | 73.15% |
| Town Clerk/Tax Collector - 24 | \$651,124.80 | \$117,880.10 | \$533,244.70 | 81.90% | \$1,175.95 | \$532,068.75 | 81.72% |
| Welfare - 25 | \$170,361.62 | \$93,750.26 | \$76,611.36 | 44.97% | \$0.00 | \$76,611.36 | 44.97% |
| Debt Service - 27 | \$410,732.00 | \$203,556.25 | \$207,175.75 | 50.44% | \$0.00 | \$207,175.75 | 50.44% |
| FUND: General Fund - 01 | \$40,072,766.01 | \$6,910,147.26 | \$33,162,618.75 | 82.76% | \$2,264,687.17 | \$30,897,931.58 | 77.10% |
| Other Self Supporting Fund - 20 | \$499,799.00 | \$102,121.21 | \$397,677.79 | 79.57% | \$0.00 | \$397,677.79 | 79.57% |
| Sewer Fund - 31 | \$5,679,912.35 | \$1,049,499.86 | \$4,630,412.49 | 81.52% | \$695,905.13 | \$3,934,507.36 | 69.27% |
| Catv Fund - 32 | \$418,568.16 | \$73,126.27 | \$345,441.89 | 82.53% | \$26,300.16 | \$319,141.73 | 76.25% |
| Fire Protection Area - 33 | \$107,718.00 | \$20,279.53 | \$87,438.47 | 81.17% | \$0.00 | \$87,438.47 | 81.17% |
| Special Library - 38 | \$12,000.00 | \$0.00 | \$12,000.00 | 100.00% | \$0.00 | \$12,000.00 | 100.00% |
| Capital Projects (road) - 42 | \$349,687.14 | - | \$349,687.14 | 100.00% | \$349,687.14 | \$0.00 | 0.00% |
| Sewer Bond Phase III - 43 | \$23,726,025.77 | \$1,735,874.09 | \$21,990,151.68 | 92.68% | \$10,691,870.60 | \$11,298,281.08 | 47.62% |
| Parks & Recreation Revolving Fund - 89 | \$340,652.48 | \$189,800.11 | \$150,852.37 | 44.28% | \$18,153.97 | \$132,698.40 | 38.95% |
| | \$71,207,128.91 | \$10,080,848.33 | \$61,126,280.58 | 85.84% | \$14,046,604.17 | \$47,079,676.41 | 66.12% |

Revenue Comparison



| | 2010-11 | 2011-12 | 2012-13 | 2013-14 | 2014-15 | 2015-16 | 2016-17 | 2017-18 | 2018-19 | 2019-20 | 2020-21 | 2021-22 | 2022-23 | Annual Budget | |
|----------------------|--------------|--------------|--------------|--------------|--------------|--------------|--------------|--------------|--------------|--------------|--------------|--------------|--------------|---------------|--------|
| Interest Pooled Cash | 30,047.20 | 18,259.62 | 27,418.00 | 12,201.39 | 12,232.94 | 18,950.87 | 28,152.01 | 111,075.10 | 238,933.18 | 267,766.10 | 11,889.13 | 19,040.93 | 170,149.47 | 439,000.00 | 38.76% |
| Building Permits | 13,724.01 | 26,783.52 | 25,564.00 | 61,162.00 | 44,723.00 | 59,530.00 | 41,007.00 | 22,021.00 | 22,021.00 | 39,205.00 | 38,176.00 | 80,542.00 | 85,726.25 | 265,000.00 | 32.35% |
| Auto Registrations | 966,027.62 | 1,042,428.93 | 966,098.20 | 1,037,775.33 | 1,090,334.41 | 1,190,347.53 | 1,286,932.70 | 1,331,499.88 | 1,331,499.88 | 1,363,991.00 | 1,525,767.90 | 1,502,944.80 | 1,490,170.87 | 5,625,000.00 | 26.49% |
| Total | 1,009,798.83 | 1,087,472.07 | 1,009,080.20 | 1,111,138.72 | 1,132,735.55 | 1,254,021.40 | 1,306,315.76 | 1,439,014.80 | 1,592,454.06 | 1,700,962.10 | 1,575,833.03 | 1,602,527.73 | 1,746,046.59 | 6,329,000.00 | |

Questions/Comments

